

MAIN MANAGEMENT ETF ADVISORS, LLC

Main International ETF INTL (the “Fund”)

a Series of Northern Lights Fund Trust IV

Supplement dated April 6, 2026 to the Prospectus, Summary Prospectus and Statement of Additional Information (the “SAI”) dated February 28, 2026

* * * * *

Effective April 1, 2026, the Fund’s adviser, Main Management ETF Advisors, LLC, (the “Adviser”) has contractually agreed to pay a portion of the Fund’s acquired fund fees and expenses necessary to limit the Fund’s current operating expenses plus acquired fund fees and expenses, until at least March 31, 2027, to no more than 0.84% of the Fund’s average daily net assets.

The fee table and expense example on page 12 of the Prospectus and page 1 of the Summary Prospectus will be amended and restated as shown below.

Fees and Expenses of the Fund: This table describes the fees and expenses that you may pay if you buy, hold and sell shares of the Fund (“Shares”). **You may pay other fees, such as brokerage commissions and other fees to financial intermediaries, which are not reflected in the table and Example below.**

Annual Fund Operating Expenses (expenses that you pay each year as a percentage of the value of your investment)	
Management Fees	0.55%
Distribution and Service (12b-1) Fees	0.00%
Other Expenses	0.16%
Acquired Fund Fees and Expenses ⁽¹⁾	0.18%
Total Annual Fund Operating Expenses	0.89%
Fee Waiver and/or Expense Reimbursement ⁽²⁾	(0.05)%
Total Annual Fund Operating Expenses	0.84%

- (1) Based on estimated amounts for the current fiscal year. Acquired Fund Fees and Expenses are the indirect costs of investing in other investment companies. The operating expenses in this fee table will not correlate to the expense ratio in the Fund’s financial highlights because the financial statements include only the direct operating expenses incurred by the Fund.
- (2) The Adviser has contractually agreed to reduce its fees and/or absorb expenses of the Fund until at least March 31, 2027, to ensure that total annual fund operating expenses after fee waiver and/or reimbursement excluding (i) any front-end or contingent deferred loads; (ii) brokerage fees and commissions; (iii) fees and expenses associated with investments in other collective investment vehicles not registered under the Investment Company Act of 1940, as amended, (the “1940 Act”) or derivative instruments (including for example option and swap fees and expenses); (iv) borrowing costs (such as interest and dividend expense on securities sold short); (v) taxes; and (vi) extraordinary expenses, such as litigation expenses (which may include indemnification of Fund officers and Trustees, and contractual indemnification of Fund service providers (other than the Adviser)) will not exceed 0.74% of the Fund’s average daily net assets. These fee waivers and expense reimbursements are subject to possible recoupment from the Fund in future years (within the three years from the time the fees were waived or reimbursed), if, after such recoupment is taken into account, the expense ratio does not exceed the lesser of the expense limits in place at the time of the waiver or those in place at the time of recapture. Further, the Adviser agrees to pay that portion of the Fund’s acquired fund fees and expenses necessary to limit the Fund’s current operating expenses plus acquired fund fees and expenses to no more than 0.84% of the Fund’s average daily net assets until March 31, 2027. This agreement may be terminated by the Board of Trustees only on 60 days’ written notice to the Adviser.

Example: This Example is intended to help you compare the cost of investing in the Fund with the cost of investing in other funds. The Example reflects the fee waiver and expense reimbursements for the duration of the waiver/reimbursement period only.

The Example assumes that you invest \$10,000 in the Fund for the time periods indicated and then redeem all of your

shares at the end of those periods. The Example also assumes that your investment has a 5% return each year and that the Fund's operating expenses remain the same. Although your actual costs may be higher or lower, based upon these assumptions your costs would be:

<u>1 Year</u>	<u>3 Years</u>	<u>5 Years</u>	<u>10 Years</u>
\$86	\$279	\$488	\$1,091

The following disclosure replaces the fifth paragraph under the heading **MANAGEMENT** on page 27 of the Prospectus.

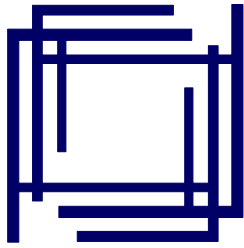
The Adviser has contractually agreed to reduce its fees and/or absorb expenses of Sector Rotation until March 31, 2031, and International until at least March 31, 2027, to ensure that total annual fund operating expenses after fee waiver and/or reimbursement excluding (i) any front-end or contingent deferred loads; (ii) brokerage fees and commissions; (iii) fees and expenses associated with investments in other collective investment vehicles not registered under the 1940 Act, as amended, or derivative instruments (including for example option and swap fees and expenses); (iv) borrowing costs (such as interest and dividend expense on securities sold short); (v) taxes; and (vi) extraordinary expenses, such as litigation expenses (which may include indemnification of Fund officers and Trustees, and contractual indemnification of Fund service providers (other than the Adviser)) will not exceed 0.65% of the average daily net assets for Sector Rotation and 0.74% of the average daily net assets for International, subject to possible recoupment from the relevant Fund in future years on a rolling three-year basis (within the three years after the fees have been waived or reimbursed) if such recoupment can be achieved within the lesser of the relevant Fund's expense limitation in place at the time of the waiver and the relevant Fund's expense limitation in place at the time of recapture. Further, the Adviser agrees to pay that portion of Sector Rotation's and International's acquired fund fees and expenses necessary to limit Sector Rotation's and International's current operating expenses plus acquired fund fees and expenses to no more than 0.69% of Sector Rotation's average daily net assets and to no more than 0.84% of International's average daily net assets until March 31, 2027.

The following disclosure replaces the eighth paragraph under the heading **INVESTMENT ADVISER** on pages 30 of the SAI.

The Adviser has contractually agreed to reduce its fees and/or absorb expenses of Sector Rotation until March 31, 2031 and International until at least March 31, 2027, to ensure that total annual fund operating expenses after fee waiver and/or reimbursement excluding (i) any front-end or contingent deferred loads; (ii) brokerage fees and commissions; (iii) fees and expenses associated with investments in other collective investment vehicles not registered under the 1940 Act, as amended, or derivative instruments (including for example option and swap fees and expenses); (iv) borrowing costs (such as interest and dividend expense on securities sold short); (v) taxes; and (vi) extraordinary expenses, such as litigation expenses (which may include indemnification of Fund officers and Trustees, and contractual indemnification of Fund service providers (other than the Adviser)) will not exceed 0.65% of the average daily net assets for Sector Rotation and 0.74% of the average daily net assets for International; subject to possible recoupment from the relevant Fund in future years on a rolling three-year basis (within the three years after the fees have been waived or reimbursed) if such recoupment can be achieved within the lesser of the expense limitation in place at the time of waiver and the expense limitation in place at the time of recapture. Further, the Adviser agrees to pay that portion of Sector Rotation's and International's acquired fund fees and expenses necessary to limit Sector Rotation's and International's current operating expenses plus acquired fund fees and expenses to no more than 0.69% of Sector Rotation's average daily net assets and to no more than 0.84% of International's average daily net assets until March 31, 2027.

* * * * *

You should read this Supplement in conjunction with the Fund's Summary Prospectus, Prospectus and SAI dated February 28, 2025, which provide information that you should know about the Fund before investing. The Fund's [Summary Prospectus](#), [Prospectus and SAI](#) have each been filed with the Securities and Exchange Commission and are incorporated by reference. Copies these documents may be obtained without charge by visiting www.mainmgtetfs.com or by calling 1-866-383-9778.



MAIN MANAGEMENT ETF ADVISORS, LLC

Main Sector Rotation ETF SECT (the "Fund")

a Series of Northern Lights Fund Trust IV

Supplement dated April 6, 2026 to the Prospectus, Summary Prospectus and Statement of Additional Information (the "SAI") dated February 28, 2026

* * * * *

Effective April 1, 2026, the Fund's adviser, Main Management ETF Advisors, LLC, (the "Adviser") has contractually agreed to pay a portion of the Fund's acquired fund fees and expenses necessary to limit the Fund's current operating expenses plus acquired fund fees and expenses, until at least March 31, 2031, to no more than 0.69% of the Fund's average daily net assets.

The fee table and expense example on page 1 of the Prospectus and page 1 of the Summary Prospectus will be amended and restated as shown below.

Fees and Expenses of the Fund: This table describes the fees and expenses that you may pay if you buy, hold and sell shares of the Fund ("Shares"). **You may pay other fees, such as brokerage commissions and other fees to financial intermediaries, which are not reflected in the table and example below.**

Annual Fund Operating Expenses (expenses that you pay each year as a percentage of the value of your investment)	
Management Fees	0.50%
Distribution and Service (12b-1) Fees	0.00%
Other Expenses	0.06%
Acquired Fund Fees and Expenses ⁽¹⁾	0.17%
Total Annual Fund Operating Expenses	0.73%
Fee Waiver and/or Expense Reimbursement ⁽²⁾	(0.04)%
Total Annual Fund Operating Expenses	0.69%

- (1) Based on estimated amounts for the current fiscal year. Acquired Fund Fees and Expenses are the indirect costs of investing in other investment companies. The operating expenses in this fee table will not correlate to the expense ratio in the Fund's financial highlights because the financial statements include only the direct operating expenses incurred by the Fund.
- (2) The Adviser has contractually agreed to reduce its fees and/or absorb expenses of the Fund until at least March 31, 2031, to ensure that total annual fund operating expenses after fee waiver and/or reimbursement excluding (i) any front-end or contingent deferred loads; (ii) brokerage fees and commissions; (iii) fees and expenses associated with investments in other collective investment vehicles not registered under the Investment Company Act of 1940, as amended, (the "1940 Act") or derivative instruments (including for example option and swap fees and expenses); (iv) borrowing costs (such as interest and dividend expense on securities sold short); (v) taxes; and (vi) extraordinary expenses, such as litigation expenses (which may include indemnification of Fund officers and Trustees, and contractual indemnification of Fund service providers (other than the Adviser)) will not exceed 0.65% of the Fund's average daily net assets. These fee waivers and expense reimbursements are subject to possible recoupment from the Fund in future years (within the three years from the time the fees were waived or reimbursed), if, after such recoupment is taken into account, the expense ratio does not exceed the lesser of the expense limits in place at the time of the waiver or those in place at the time of recapture. Further, the Adviser agrees to pay that portion of the Fund's acquired fund fees and expenses necessary to limit the Fund's current operating expenses plus acquired fund fees and expenses to no more than 0.69% of the Fund's average daily net assets until March 31, 2027. This agreement may be terminated by the Board of Trustees only on 60 days' written notice to the Adviser.

Example: This Example is intended to help you compare the cost of investing in the Fund with the cost of investing in other mutual funds.

The Example assumes that you invest \$10,000 in the Fund for the time periods indicated and then redeem all of your shares at the end of those periods. The Example also assumes that your investment has a 5% return each year and that the Fund's operating expenses remain the same. Although your actual costs may be higher or lower, based upon these assumptions your costs would be:

<u>1 Year</u>	<u>3 Years</u>	<u>5 Years</u>	<u>10 Years</u>
\$70	\$229	\$402	\$903

The following disclosure replaces the fifth paragraph under the heading **MANAGEMENT** on page 27 of the Prospectus.

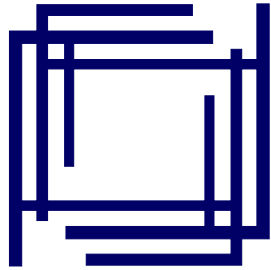
The Adviser has contractually agreed to reduce its fees and/or absorb expenses of Sector Rotation until March 31, 2031, and International until at least March 31, 2027, to ensure that total annual fund operating expenses after fee waiver and/or reimbursement excluding (i) any front-end or contingent deferred loads; (ii) brokerage fees and commissions; (iii) fees and expenses associated with investments in other collective investment vehicles not registered under the 1940 Act, as amended, or derivative instruments (including for example option and swap fees and expenses); (iv) borrowing costs (such as interest and dividend expense on securities sold short); (v) taxes; and (vi) extraordinary expenses, such as litigation expenses (which may include indemnification of Fund officers and Trustees, and contractual indemnification of Fund service providers (other than the Adviser)) will not exceed 0.65% of the average daily net assets for Sector Rotation and 0.74% of the average daily net assets for International, subject to possible recoupment from the relevant Fund in future years on a rolling three-year basis (within the three years after the fees have been waived or reimbursed) if such recoupment can be achieved within the lesser of the relevant Fund's expense limitation in place at the time of the waiver and the relevant Fund's expense limitation in place at the time of recapture. Further, the Adviser agrees to pay that portion of Sector Rotation's and International's acquired fund fees and expenses necessary to limit Sector Rotation's and International's current operating expenses plus acquired fund fees and expenses to no more than 0.69% of Sector Rotation's average daily net assets and to no more than 0.84% of International's average daily net assets until March 31, 2027.

The following disclosure replaces the eighth paragraph under the heading **INVESTMENT ADVISER** on page 30 of the SAI.

The Adviser has contractually agreed to reduce its fees and/or absorb expenses of Sector Rotation until March 31, 2031 and International until at least March 31, 2027, to ensure that total annual fund operating expenses after fee waiver and/or reimbursement excluding (i) any front-end or contingent deferred loads; (ii) brokerage fees and commissions; (iii) fees and expenses associated with investments in other collective investment vehicles not registered under the 1940 Act, as amended, or derivative instruments (including for example option and swap fees and expenses); (iv) borrowing costs (such as interest and dividend expense on securities sold short); (v) taxes; and (vi) extraordinary expenses, such as litigation expenses (which may include indemnification of Fund officers and Trustees, and contractual indemnification of Fund service providers (other than the Adviser)) will not exceed 0.65% of the average daily net assets for Sector Rotation and 0.74% of the average daily net assets for International; subject to possible recoupment from the relevant Fund in future years on a rolling three-year basis (within the three years after the fees have been waived or reimbursed) if such recoupment can be achieved within the lesser of the expense limitation in place at the time of waiver and the expense limitation in place at the time of recapture. Further, the Adviser agrees to pay that portion of Sector Rotation's and International's acquired fund fees and expenses necessary to limit Sector Rotation's and International's current operating expenses plus acquired fund fees and expenses to no more than 0.69% of Sector Rotation's average daily net assets and to no more than 0.84% of International's average daily net assets until March 31, 2027.

* * * * *

You should read this Supplement in conjunction with the Fund's Summary Prospectus, Prospectus and SAI dated February 28, 2026, which provide information that you should know about the Fund before investing. The Fund's [Summary Prospectus](#), [Prospectus](#) and [SAI](#) have each been filed with the Securities and Exchange Commission and are incorporated by reference. Copies these documents may be obtained without charge by visiting www.mainmgtetfs.com or by calling 1-866-383-9778.



MAIN
MANAGEMENT
ETF ADVISORS, LLC

Main Sector Rotation ETF
SECT

Main Thematic Innovation ETF
TMAT

Main International ETF
INTL

Each a “Fund” and collectively, the “Funds”

Primary Listing Exchange for the Funds: Cboe BZX Exchange, Inc. (the “Exchange”)

Each a series of Northern Lights Fund Trust IV

PROSPECTUS

February 28, 2026

Advised by:

Main Management ETF Advisors, LLC
601 California Street, Suite 300
San Francisco, California 94108

www.mainmgtetfs.com

1-866-ETF-XPRT (Toll Free)
(1-866-383-9778)

This prospectus provides important information about the Funds that you should know before investing. Please read it carefully and keep it for future reference.

These securities have not been approved or disapproved by the Securities and Exchange Commission nor has the Securities and Exchange Commission passed upon the accuracy or adequacy of this prospectus. Any representation to the contrary is a criminal offense.

TABLE OF CONTENTS

FUND SUMMARY – Main Sector Rotation ETF	1
FUND SUMMARY – Main Thematic Innovation ETF	7
FUND SUMMARY – Main International ETF	12
ADDITIONAL INFORMATION ABOUT PRINCIPAL INVESTMENT STRATEGIES AND RELATED RISKS.....	18
Investment Objective	18
Principal Investment Strategies	18
Temporary Investments	21
Principal Investment Risks.....	21
Portfolio Holdings Disclosure	25
Operational and Cybersecurity Risk	25
Securities Lending	26
MANAGEMENT	26
Investment Adviser	26
Portfolio Managers.....	27
HOW SHARES ARE PRICED	28
HOW TO BUY AND SELL SHARES	29
FREQUENT PURCHASES AND REDEMPTIONS OF FUND SHARES	30
DISTRIBUTION AND SERVICE PLAN.....	31
DIVIDENDS, OTHER DISTRIBUTIONS AND TAXES.....	31
Taxes.....	31
Taxes on Distributions	31
Taxes on Exchange-Listed Share Sales.....	32
Taxes on Purchase and Redemption of Creation Units.....	32
FUND SERVICE PROVIDERS	32
OTHER INFORMATION	33
FINANCIAL HIGHLIGHTS.....	34
PRIVACY NOTICE.....	37

FUND SUMMARY – Main Sector Rotation ETF

Investment Objective: Main Sector Rotation ETF (“the Fund”) seeks to outperform the S&P 500 in rising markets while limiting losses during periods of decline.

Fees and Expenses of the Fund: This table describes the fees and expenses that you may pay if you buy, hold and sell shares of the Fund (“Shares”). **You may pay other fees, such as brokerage commissions and other fees to financial intermediaries, which are not reflected in the table and example below.**

Annual Fund Operating Expenses (expenses that you pay each year as a percentage of the value of your investment)	
Management Fees	0.50%
Distribution and Service (12b-1) Fees	0.00%
Other Expenses	0.06%
Acquired Fund Fees and Expenses ⁽¹⁾	0.17%
Total Annual Fund Operating Expenses	0.73%

(1) Acquired Fund Fees and Expenses are the indirect costs of investing in other investment companies. The operating expenses in this fee table will not correlate to the expense ratio in the Fund’s financial highlights because the financial statements include only the direct operating expenses incurred by the Fund.

Example: This Example is intended to help you compare the cost of investing in the Fund with the cost of investing in other mutual funds.

The Example assumes that you invest \$10,000 in the Fund for the time periods indicated and then redeem all of your shares at the end of those periods. The Example also assumes that your investment has a 5% return each year and that the Fund’s operating expenses remain the same. Although your actual costs may be higher or lower, based upon these assumptions your costs would be:

<u>1 Year</u>	<u>3 Years</u>	<u>5 Years</u>	<u>10 Years</u>
\$75	\$233	\$406	\$906

Portfolio Turnover: The Fund pays transaction costs, such as commissions, when it buys and sells securities (or “turns over” its portfolio). A higher portfolio turnover may indicate higher transaction costs and may result in higher taxes when Fund shares are held in a taxable account. These costs, which are not reflected in annual fund operating expenses or in the Example, affect the Fund’s performance. During the fiscal year ended October 31, 2025, the Fund’s portfolio turnover rate was 23% of the average value of its portfolio.

PRINCIPAL INVESTMENT STRATEGIES: The Fund utilizes a “fund of funds” structure to invest in sector-based equity exchange-traded funds (“ETFs”). The Fund seeks to achieve its objective through dynamic sector rotation. The Fund’s adviser, Main Management ETF Advisors, LLC (the “Adviser”), focuses its research primarily on sector selection by carefully reviewing the sectors, industries, and sub-industries in the Fund’s portfolio. The Adviser chooses sectors it believes are undervalued and poised to respond favorably to financial market catalysts. The Fund sells a security when it achieves its target price and is, in the opinion of the Adviser, no longer undervalued. The Fund may overweight or underweight a sector or sectors relative to the Fund’s benchmark based on valuation. The Fund may invest in securities of any market capitalization or country and denominated in any currency.

The Fund is an actively managed ETF and does not seek to replicate the performance of a specified index. In selecting investments for the Fund’s portfolio, the Adviser adheres to the investment process described below.

Assessing Market Conditions. The Adviser determines the Fund’s target sector allocations by analyzing market sectors and their underlying industries and sub-industries. The Adviser uses the Global Industry Classification Standard (“GICS”) in its sector analysis. GICS sectors include: energy, materials, industrials, consumer discretionary, consumer staples, healthcare, financials, information technology, communication services, utilities, and real estate. The Adviser analyzes economic growth forecasts, inflation trends, and other macroeconomic and capital market fundamentals over a 6-18 month time horizon. The Adviser identifies opportunities for near-term growth in value that are facilitated by events or changes within sectors that its research has identified as “undervalued.”

Identifying the Appropriate ETFs. The Adviser then seeks to identify the most appropriate U.S. sector ETFs to implement its strategic asset allocation and sector views by evaluating various factors in the respective ETFs including their respective underlying indexes and portfolio holdings, sector exposure and weightings, liquidity profiles, and tracking error.

Option Strategy. The Fund may from time to time incorporate a covered call option writing strategy. Covered call option writing is an investment strategy of writing (selling) call options against securities owned by the Fund to generate additional returns from the option premium. The Fund may also seek returns by writing (selling) secured put options. A “put option” is an option contract that gives the owner the right to sell the underlying security at a specified price (the strike price) until its expiration at a fixed date in the future. The Fund seeks to achieve risk-adjusted returns through targeted allocations by analyzing interest and currency rates, inflation trends, economic growth forecasts, and other global and capital market fundamentals. The Fund’s option strategy may also have the benefit of reducing the volatility of the Fund’s portfolio in comparison to that of broad equity market indexes.

The Fund pursues its options strategy by writing (selling) covered call or index-based options on an amount from 0% to 100% of the value of the ETF shares in the Fund’s portfolio. The Fund seeks to earn income and gains both from dividends paid on the ETFs owned by the Fund and cash premiums received from writing or “selling”:

- covered call options or index-based options on equity-based ETFs held in the Fund’s portfolio; and
- cash secured put options against cash balances in the Fund.

The Fund may not sell “naked” put or call options, i.e., equity options representing more shares of an ETF than the Fund has cash on hand and available to purchase or index options greater than the value of the underlying security. Stock index options are put options and call options on various stock indices. The primary difference between stock options and index options occurs when index options are exercised. In the case of stock options, the underlying security, common stock, is delivered. However, upon the exercise of an index option, settlement does not occur by delivery of the securities comprising the index. The option holder exercising the index option receives an amount of cash if the closing level of the stock index upon which the option is based is greater than, in the case of a call, or less than, in the case of a put, the exercise price of the option. This amount of cash is equal to the difference between the closing price of the stock index and the exercise price of the option expressed in dollars times a specified multiple. A stock index fluctuates with changes in the market value of the stocks included in the index. A call option on a security is a contract that gives the holder of the option, in return for a premium, the right, but not the obligation, to buy from the writer of the option the security underlying the option at a specified exercise or “strike” price by or before the contract’s expiration. A put option on a security is a contract that gives the holder of the option, in return for a premium, the right to sell to the writer of the option the security underlying the option at a specified exercise or “strike” price. The writer of an option on a security has the obligation upon exercise of the option to purchase the underlying security at the exercise price.

The Fund may seek investment exposure to shares of bitcoin ETFs that are registered with the SEC. Under normal circumstances, no more than 15% of the Fund’s assets may be invested directly in bitcoin ETFs.

Principal Investment Risks: *As with all funds, there is a risk that you could lose money through your investment in the Fund. Many factors affect the Fund’s net asset value and price of shares and performance.*

The following describes the risks of investing in the Fund. As with any ETF, there is no guarantee that the Fund will achieve its goal.

Active Management Risk. The Fund is actively managed and does not seek to replicate the performance of a specified index. Index based ETFs have generally traded at prices which closely correspond to NAV per share. Actively managed ETFs have a limited trading history and, therefore, there can be no assurance as to whether and/or the extent to which shares will trade at premiums or discounts to NAV. The Adviser may be incorrect in its assessment of the intrinsic value of the securities the Fund holds which may result in a decline in the value of shares and failure to achieve its investment objective.

Allocation Risk. If the Fund’s strategy for allocating assets among different sectors and sub sectors does not work as intended, the Fund may not achieve its objective or may underperform other funds with the same or similar investment strategy.

Authorized Participant Risk. Only an Authorized Participant that has entered into a contractual arrangement with the Fund’s distributor may engage in creation or redemption transactions directly with the Fund. The Fund’s distributor has entered into contracts with only a limited number of institutions that may act as Authorized Participants on an agency basis (i.e., on behalf of other market participants). To the extent that Authorized Participants exit the business or are unable to proceed with creation or redemption orders with respect to the Fund and no other Authorized Participant is able to step forward to create or redeem large blocks of Shares known as “Creation Units,” Shares may be more likely to trade at a premium or discount to net asset value (“NAV”) and possibly face trading halts or delisting. Authorized Participant concentration risk may be heightened for ETFs that invest in non-U.S. securities or other securities or instruments that have lower trading volumes.

Covered Call Risk. The writer of a covered call option forgoes any profit from increases in the market value of the underlying security covering the call option above the sum of the premium and the strike price of the call but retains the risk of loss if the underlying security declines in value. The Fund has no control over the exercise of the option by the option holder and may lose the benefit from any capital appreciation on the underlying security.

Currency Risk. Investments in foreign currencies are subject to political and economic risks, civil conflicts and war and greater volatility. Currency rates in foreign countries may fluctuate significantly over short periods of time for a number of reasons, including changes in interest rates, imposition of currency controls and economic or political developments in the U.S. or abroad.

Derivatives Risk. The Fund's use of options involves risks different from, or possibly greater than, the risks associated with investing directly in securities and other traditional investments. These risks include (i) the risk that the counterparty to a derivative transaction may not fulfill its contractual obligations; (ii) the risk of mispricing or improper valuation; and (iii) the risk that changes in the value of the derivative may not correlate perfectly with the underlying asset, rate or index. Derivative prices are highly volatile and may fluctuate substantially during a short period of time.

Exchange-Traded Fund Risk. The ETFs in which the Fund invests will not be able to replicate exactly the performance of the indices they track because the total return generated by the securities will be reduced by transaction costs incurred in adjusting the actual balance of the securities. This may result in a loss. Certain securities comprising the indices tracked by the ETFs may, from time to time, temporarily be unavailable, which may further impede the ETFs' ability to track their applicable indices. ETFs in which the Fund invests are subject to investment advisory and other expenses, which will be indirectly paid by the Fund. As a result, the cost of investing in the ETFs will be higher than the cost of investing directly in the ETFs underlying investments and may be higher than other mutual funds that invest directly in stocks and bonds. ETFs may also trade at a discount or premium to their net asset value.

ETF Structure Risk. The Fund is structured as an ETF and as a result is subject to special risks, including:

- **Not Individually Redeemable.** Shares are not individually redeemable to retail investors and may be redeemed by the Fund only to Authorized Participants at NAV in Creation Units. An Authorized Participant may incur brokerage costs purchasing enough Shares to constitute a Creation Unit.
- **Trading Issues.** An active trading market for the Shares may not be developed or maintained. Trading in Shares on the Exchange may be halted due to market conditions or for reasons that, in the view of the Exchange, make trading in Shares inadvisable, such as extraordinary market volatility.
- **Market Price Variance Risk.** The market prices of Shares will fluctuate in response to changes in NAV and supply and demand for Shares and will include a "bid-ask spread" charged by the exchange specialists, market makers or other participants that trade the particular security. There may be times when the market price and the NAV vary significantly. This means that Shares may trade at a discount to NAV.
 - The market price for Shares may deviate from the Fund's NAV, particularly during times of market stress, with the result that investors may pay significantly more or significantly less for Shares than the Fund's NAV, which is reflected in the bid and ask price for Shares or in the closing price.

Equity Risk. Equity securities are susceptible to general stock market fluctuations and to volatile increases and decreases in value. The equity securities held by the Fund may experience sudden, unpredictable drops in value or long periods of decline in value. This may occur because of factors affecting securities markets generally, the equity securities of a particular sector, or a particular company.

Fluctuation of Net Asset Value Risk. The NAV of Shares generally fluctuates with changes in the market value of the Fund's holdings. The market prices of Shares generally fluctuate in accordance with changes in NAV as well as the relative supply of and demand for the shares on the Exchange. The Adviser cannot predict whether Shares will trade below, at or above their NAV. Price differences may be due, in large part, to the fact that supply and demand forces at work in the secondary trading market for the shares will be closely related to, but not identical to, the same forces influencing the prices of the Fund's holdings trading individually or in the aggregate at any point in time.

Foreign Securities Risk. Foreign companies are generally not subject to the same regulatory requirements of U.S. companies thereby resulting in less publicly available information about these companies. In addition, foreign accounting, auditing and financial reporting standards generally differ from those applicable to U.S. companies.

Fund of Funds Risk. The ability of the Fund to meet its investment objective is directly related to the ability of the underlying funds in which it invests and their respective investment managers, to meet their investment objectives. Certain investment managers may be dependent upon a single individual or small group of individuals, the loss of which could adversely affect their success. There can be no assurance that any underlying fund will achieve its investment objectives.

Large Capitalization Securities Risk. The value of investments in larger companies may not rise as much as smaller companies, or larger companies may be unable to respond quickly to competitive challenges, such as changes in technology and consumer tastes.

Management Risk. The portfolio managers' judgments about the attractiveness, value and potential appreciation of particular stocks or other securities in which the Fund invests may prove to be incorrect and there is no guarantee that the portfolio managers' judgment will produce the desired results.

Market and Geopolitical Risk. The increasing interconnectivity between global economies and financial markets increases the likelihood that events or conditions in one region or financial market may adversely impact issuers in a different country, region or financial market. Securities in the Fund's portfolio may underperform due to inflation (or expectations for inflation), interest rates, global demand for particular products or resources, natural disasters, climate-change and climate-related events, pandemics, epidemics, terrorism, international conflicts, tariffs and trade wars, regulatory events and governmental or quasi-governmental actions. The occurrence of global events similar to those in recent years may result in market volatility and may have long term effects on both the U.S. and global financial markets.

Options Risk. There are risks associated with the sale and purchase of call and put options. As a seller (writer) of a put option, the Fund will tend to lose money if the value of the reference index or security falls below the strike price. As the seller (writer) of a call option, the Fund may experience lower returns if the value of the reference index or security rises above the strike price.

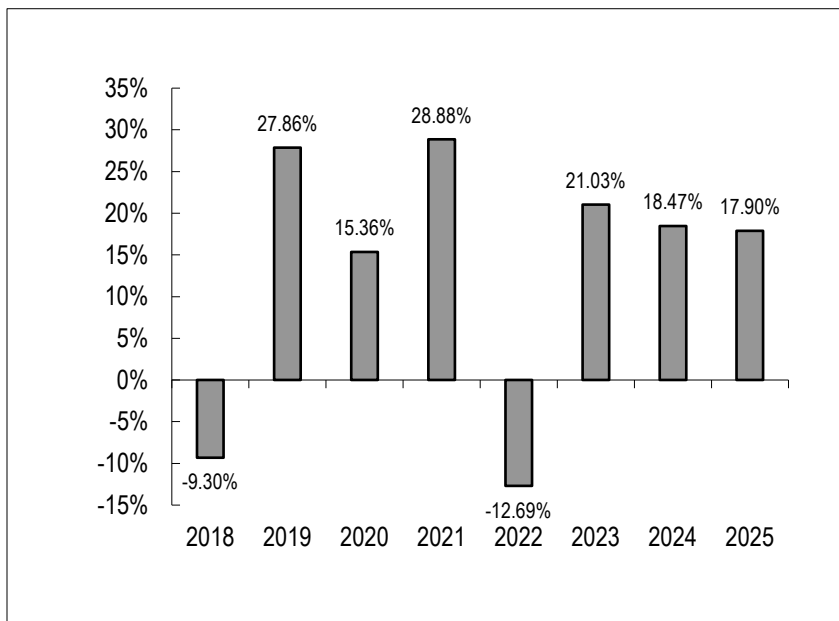
- *Index Call Option Risk.* Because the exercise of index options is settled in cash, sellers of index call options, such as the Fund, cannot provide in advance for their potential settlement obligations by acquiring and holding the underlying securities. The Fund bears a risk that the value of the securities held by the Fund will vary from the value of the index and relative to the written index call option positions. Accordingly, the Fund may incur losses on the index call options that it has sold that exceed gains on other securities in its portfolio. The value of index options written by the Fund, which are priced daily, are affected by changes in the value of and dividend rates of the underlying common stocks in the index, changes in the actual or perceived volatility of the stock market and the remaining time to the options' expiration. The value of the index options also may be adversely affected if the market for the index options becomes less liquid or smaller.
- *Put Option Risk.* Options may be subject to volatile swings in price influenced by changes in the value of the underlying instrument. Although the Fund collects premiums on the options it writes, the Fund's risk of loss if its options expire in-the-money (*i.e.*, the Fund, as the seller of puts, owes the buyer of the puts) may outweigh the gains to the Fund from the receipt of such options premiums. The potential return to the Fund is limited to the amount of option premiums it receives; however, the Fund can potentially lose up to the entire strike price of each option it sells. The puts sold by the Fund may not perfectly correlate with the returns of their underlying stocks.

Sector Risk. The Fund may have significant exposure to a limited number of issuers conducting business in the same sector or group of sectors. Market conditions, interest rates, and economic, regulatory, or financial developments could significantly affect a single sector or a group of sectors, and the securities of companies in that sector or group of sectors could react similarly to these or other developments. If the Fund invests more heavily in a particular sector, the value of Shares may be especially sensitive to factors and economic risks that specifically affect that sector. As a result, Share price may fluctuate more widely than the value of shares of a fund that invests in a broader range of sectors. Additionally, some sectors could be subject to greater government regulation than other sectors. Therefore, changes in regulatory policies for those sectors may have a material effect on the value of securities issued by companies in those sectors.

Small and Medium Capitalization Securities Risk. The earnings and prospects of small and medium sized companies are more volatile than larger companies and may experience higher failure rates than larger companies. Small and medium sized companies normally have a lower trading volume than larger companies, which may tend to make their market price fall more disproportionately than larger companies in response to selling pressures and may have limited markets, product lines, or financial resources and lack management experience.

Performance: The bar chart and performance table below show the variability of the Fund's returns, which is some indication of the risks of investing in the Fund. The bar chart shows performance of the Fund's shares for each calendar year since the Fund's inception. The performance table compares the performance of the Fund over time to the performance of a broad-based securities market index. You should be aware that the Fund's past performance (before and after taxes) is not necessarily an indication of how the Fund will perform in the future. Updated performance information is available at no cost by visiting www.mainmgtetfs.com or by calling 1-866-ETF-XPRT (1-866-383-9778).

Performance Bar Chart For Calendar Years Ended December 31



Best Quarter: 2nd Quarter 2020 21.40%
Worst Quarter: 1st Quarter 2020 (23.32%)

**Performance Table
Average Annual Total Returns
(For periods ended December 31, 2025)**

	One Year	Five Year	Since Inception (9/5/17)
Return before taxes	17.90%	13.73%	13.15%
Return after taxes on distributions	17.81%	13.55%	12.87%
Return after taxes on distributions and sale of Fund shares	10.66%	10.99%	10.78%
Index – S&P 500 Total Return Index*	17.88%	14.42%	14.99%

* The S&P 500 Total Return Index (the "Index") is an unmanaged free-float capitalization-weighted index which measures the performance of 500 large-cap common stocks actively traded in the United States. Index returns assume reinvestment of dividends. Investors may not invest in the Index directly; unlike the Fund's returns, the Index does not reflect any fees or expenses.

Investment Adviser: Main Management ETF Advisors, LLC

Portfolio Managers: Kim D. Arthur, Chief Executive Officer of the Adviser, James W. Concidine, Chief Risk Officer of the Adviser, and J. Richard Fredericks, Managing Director of the Adviser, have served the Fund as portfolio managers since it commenced operations in 2017. Alex Varner, Director of Research of the Adviser, has served the Fund as a portfolio manager since December 2021. Darol Ryan, Managing Partner of the Adviser, has served the Fund as a portfolio manager since December 2024.

Purchase and Sale of Fund Shares: Individual Shares may be purchased and sold in secondary market transactions through a broker dealer or at market price. Shares are listed for trading on the Exchange and trade at market prices rather than NAV. Shares may trade at a price that is greater than, at, or less than NAV. An investor may incur costs attributable to the difference between the highest price a buyer is willing to pay to purchase Shares (bid) and the lowest price a seller is willing to accept for Shares (ask) when buying or selling Shares on the secondary market (the “bid-ask spread”). Information on the Fund’s net asset value, market price, premiums and discounts and bid-ask spreads is available at www.mainmgfetfs.com.

Shares are listed for trading on the Exchange and trade at market prices rather than NAV. Shares may trade at a price that is greater than, at, or less than NAV.

Tax Information: Dividends and capital gain distributions you receive from the Fund, whether you reinvest your distributions in additional Fund shares or receive them in cash, are taxable to you at either ordinary income or capital gains tax rates unless you are investing through a tax-deferred plan such as an IRA or 401(k) plan. However, these dividend and capital gain distributions may be taxable upon their eventual withdrawal from tax-deferred plans.

Payments to Broker-Dealers and Other Financial Intermediaries: If you purchase the Fund through a broker-dealer or other financial intermediary (such as a bank), the Adviser and its related companies may pay the intermediary for the sale of Shares and related services. These payments may create a conflict of interest by influencing the broker-dealer or other intermediary and your salesperson to recommend the Fund over another investment. Ask your salesperson or visit your financial intermediary’s website for more information.

FUND SUMMARY – Main Thematic Innovation ETF

Investment Objective: Main Thematic Innovation ETF (“the Fund”) seeks to outperform the MSCI ACWI Index® in rising markets while limiting losses during periods of decline.

Fees and Expenses of the Fund: This table describes the fees and expenses that you may pay if you buy, hold, and sell shares of the Fund (“Shares”). **You may pay other fees, such as brokerage commissions and other fees to financial intermediaries, which are not reflected in the table and example below.**

Annual Fund Operating Expenses (expenses that you pay each year as a percentage of the value of your investment)	
Management Fees	0.65%
Distribution and Service (12b-1) Fees	0.00%
Other Expenses	0.17%
Total Annual Fund Operating Expenses	0.82%

Example: This Example is intended to help you compare the cost of investing in the Fund with the cost of investing in other funds.

The Example assumes that you invest \$10,000 in the Fund for the time periods indicated and then redeem all of your shares at the end of those periods. The Example also assumes that your investment has a 5% return each year and that the Fund’s operating expenses remain the same. Although your actual costs may be higher or lower, based upon these assumptions your costs would be:

<u>1 Year</u>	<u>3 Years</u>	<u>5 Years</u>	<u>10 Years</u>
\$84	\$262	\$455	\$1,014

Portfolio Turnover: The Fund pays transaction costs, such as commissions, when it buys and sells securities (or “turns over” its portfolio). A higher portfolio turnover may indicate higher transaction costs and may result in higher taxes when Fund shares are held in a taxable account. These costs, which are not reflected in annual fund operating expenses or in the Example, affect the Fund’s performance. During the fiscal year ended October 31, 2025, the Fund’s portfolio turnover rate was 5% of the average value of its portfolio.

PRINCIPAL INVESTMENT STRATEGIES: The Fund invests in theme-based domestic equity securities of any market capitalization. The Fund seeks to achieve its objective through dynamic thematic rotation. The Fund’s adviser, Main Management ETF Advisors, LLC (the “Adviser”), focuses its research primarily on identifying emerging, disruptive, and innovative themes that have an “addressable market”, *i.e.*, a large market demand. These themes may include genomics, fintech, e-commerce, robotics, artificial intelligence, cyber security, clean energy, cloud computing, autonomous tech, gaming & e-sports, and pet care. The Adviser rotates among themes with large addressable markets which may range from nascent technologies to those on the cusp of widespread adoption and buys securities of companies representing those themes.

The portfolio managers set price targets for each position and revisit a position when the price target is met, revising upwards when deemed appropriate or selling when the investment committee concludes the theme has either run its course or is no longer likely to provide further exposure to growth, disruption, or innovation. Looking for themes with large market demand may mean price targets are revised upwards multiple times. The holding period is long-term as it may take years or even decades for themes to realize their full potential.

The Adviser rebalances the Fund’s portfolio when the investment committee deems appropriate given the longer-term nature of thematic development and the Fund’s objective of seeking maximum return. From time to time, the Fund may use a covered call or covered put option strategy in an attempt to dampen volatility and generate additional returns.

The Fund is an actively managed exchange-traded fund (“ETF”) and does not seek to replicate the performance of a specified index. In selecting investments for the Fund’s portfolio, the Adviser adheres to the investment process described below.

Assessing Market Conditions. The Adviser determines the Fund’s target allocations by analyzing developing and ongoing technological and behavioral themes and their underlying addressable markets. The Adviser identifies themes consisting of securities in the aggregate that are poised for significant growth, disruption, or innovation. To identify such themes, the Adviser analyzes economic growth forecasts, changes in the factors driving growth, behavioral patterns among consumers, as well as other macroeconomic fundamentals. In addition, the Adviser considers fundamental factors such as Price to Growth, Price to Earnings, Price to Book, and Price to Sales. The growth rate and size of the addressable market are the primary metrics of consideration.

Identifying the Appropriate Investments. The Adviser then seeks to identify over 100 equity securities representing these themes to implement its strategic asset allocation and thematic views. At any given time, the Fund may have a significant percentage of its assets invested in one or more sectors than in other sectors.

Option Strategy. The Fund may from time to time incorporate a covered call option writing strategy. Covered call option writing is an investment strategy of writing (selling) call options against securities owned by the Fund to generate additional returns from the option premium. The Fund may also seek returns by writing (selling) secured put options. The Fund may seek to hedge downside risk by purchasing protective puts. A “put option” is an option contract that gives the owner the right to sell the underlying security at a specified price (the strike price) until its expiration at a fixed date in the future. The Fund seeks to achieve risk-adjusted returns through targeted allocations by analyzing interest and currency rates, inflation trends, economic growth forecasts, and other global and capital market fundamentals. The Fund’s option strategy may also have the benefit of reducing the volatility of the Fund’s portfolio in comparison to that of broad equity market indexes.

Principal Investment Risks: *As with all funds, there is a risk that you could lose money through your investment in the Fund. Many factors affect the Fund’s net asset value and price of shares and performance.*

The following describes the risks of investing in the Fund. As with any ETF, there is no guarantee that the Fund will achieve its goal.

Active Management Risk. The Fund is actively managed and does not seek to replicate the performance of a specified index. Index based ETFs have generally traded at prices which closely correspond to NAV per share. Actively managed ETFs have a limited trading history and, therefore, there can be no assurance as to whether and/or the extent to which shares will trade at premiums or discounts to NAV. The adviser may be incorrect in its assessment of the intrinsic value of the securities the Fund holds which may result in a decline in the value of shares and failure to achieve its investment objective.

Allocation Risk. If the Fund’s strategy for allocating assets among different sectors and subsectors does not work as intended, the Fund may not achieve its objective or may underperform other funds with the same or similar investment strategy.

Authorized Participant Risk. Only an Authorized Participant that has entered into a contractual arrangement with the Fund’s distributor may engage in creation or redemption transactions directly with the Fund. The Fund’s distributor has entered into contracts with only a limited number of institutions that may act as Authorized Participants on an agency basis (*i.e.*, on behalf of other market participants). To the extent that Authorized Participants exit the business or are unable to proceed with creation or redemption orders with respect to the Fund and no other Authorized Participant is able to step forward to create or redeem large blocks of Shares known as “Creation Units,” Shares may be more likely to trade at a premium or discount to net asset value (“NAV”) and possibly face trading halts or delisting. Authorized Participant concentration risk may be heightened for ETFs that invest in non-U.S. securities or other securities or instruments that have lower trading volumes.

Covered Call Risk. The writer of a covered call option forgoes any profit from increases in the market value of the underlying security covering the call option above the sum of the premium and the strike price of the call but retains the risk of loss if the underlying security declines in value. The Fund has no control over the exercise of the option by the option holder and may lose the benefit from any capital appreciation on the underlying security.

Derivatives Risk. The Fund’s use of options involves risks different from, or possibly greater than, the risks associated with investing directly in securities and other traditional investments. These risks include (i) the risk that the counterparty to a derivative transaction may not fulfill its contractual obligations; (ii) the risk of mispricing or improper valuation; and (iii) the risk that changes in the value of an option may not correlate perfectly with the underlying asset, rate or index. Derivative prices may be highly volatile at times and may fluctuate substantially during a short period of time.

ETF Structure Risk. The Fund is structured as an ETF and as a result is subject to special risks, including:

- *Not Individually Redeemable.* Shares are not individually redeemable to retail investors and may be redeemed by the Fund only to Authorized Participants at NAV in Creation Units. An Authorized Participant may incur brokerage costs purchasing enough Shares to constitute a Creation Unit.
- *Trading Issues.* An active trading market for Shares may not be developed or maintained. Trading in Shares on the Exchange may be halted due to market conditions or for reasons that, in the view of the Exchange, make trading in Shares inadvisable, such as extraordinary market volatility.
- *Market Price Variance Risk.* The market prices of Shares will fluctuate in response to changes in NAV and supply and demand for Shares and will include a “bid-ask spread” charged by the exchange specialists, market makers or other participants that trade the particular security. There may be times when the market price and the NAV vary significantly. This means that Shares may trade at a discount to NAV.
 - The market price for Shares may deviate from the Fund’s NAV, particularly during times of market stress, with the result that investors may pay significantly more or significantly less for Shares than the Fund’s NAV, which is reflected in the bid and ask prices for Shares or in the closing price.

Equity Risk. Equity securities are susceptible to general stock market fluctuations and to volatile increases and decreases in value. The equity securities held by the Fund may experience sudden, unpredictable drops in value or long periods of decline in value. This may occur because of factors affecting securities markets generally, the equity securities of a particular sector, or a particular company.

Fluctuation of Net Asset Value Risk. The NAV of Shares generally fluctuates with changes in the market value of the Fund's holdings. The market prices of Shares generally fluctuate in accordance with changes in NAV as well as the relative supply of and demand for the shares on the Exchange. The Adviser cannot predict whether Shares will trade below, at or above their NAV. Price differences may be due, in large part, to the fact that supply and demand forces at work in the secondary trading market for the shares will be closely related to, but not identical to, the same forces influencing the prices of the Fund's holdings trading individually or in the aggregate at any point in time.

Large Capitalization Securities Risk. The value of investments in larger companies may not rise as much as smaller companies, or larger companies may be unable to respond quickly to competitive challenges, such as changes in technology and consumer tastes.

Management Risk. The portfolio managers' judgments about the attractiveness, value and potential appreciation of particular stocks or other securities in which the Fund invests may prove to be incorrect and there is no guarantee that the portfolio managers' judgment will produce the desired results.

Market and Geopolitical Risk. The increasing interconnectivity between global economies and financial markets increases the likelihood that events or conditions in one region or financial market may adversely impact issuers in a different country, region or financial market. Securities in the Fund's portfolio may underperform due to inflation (or expectations for inflation), interest rates, global demand for particular products or resources, natural disasters, climate-change and climate-related events, pandemics, epidemics, terrorism, tariffs and trade wars, international conflicts, regulatory events and governmental or quasi-governmental actions. The occurrence of global events similar to those in recent years may result in market volatility and may have long term effects on both the U.S. and global financial markets.

Options Risk. There are risks associated with the sale and purchase of call and put options. As a seller (writer) of a put option, the Fund will tend to lose money if the value of the reference index or security falls below the strike price. As the seller (writer) of a call option, the Fund may experience lower returns if the value of the reference index or security rises above the strike price.

- *Index Call Option Risk.* Because the exercise of index options is settled in cash, sellers of index call options, such as the Fund, cannot provide in advance for their potential settlement obligations by acquiring and holding the underlying securities. The Fund bears a risk that the value of the securities held by the Fund will vary from the value of the index and relative to the written index call option positions. Accordingly, the Fund may incur losses on the index call options that it has sold that exceed gains on other securities in its portfolio. The value of index options written by the Fund, which are priced daily, are affected by changes in the value of and dividend rates of the underlying common stocks in the index, changes in the actual or perceived volatility of the stock market and the remaining time to the options' expiration. The value of the index options also may be adversely affected if the market for the index options becomes less liquid or smaller.
- *Put Option Risk.* Options may be subject to volatile swings in price influenced by changes in the value of the underlying instrument. Although the Fund collects premiums on the options it writes, the Fund's risk of loss if its options expire in-the-money (*i.e.*, the Fund, as the seller of puts, owes the buyer of the puts) may outweigh the gains to the Fund from the receipt of such options premiums. The potential return to the Fund is limited to the amount of option premiums it receives; however, the Fund can potentially lose up to the entire strike price of each option it sells. The puts sold by the Fund may not perfectly correlate with the returns of their underlying stocks.

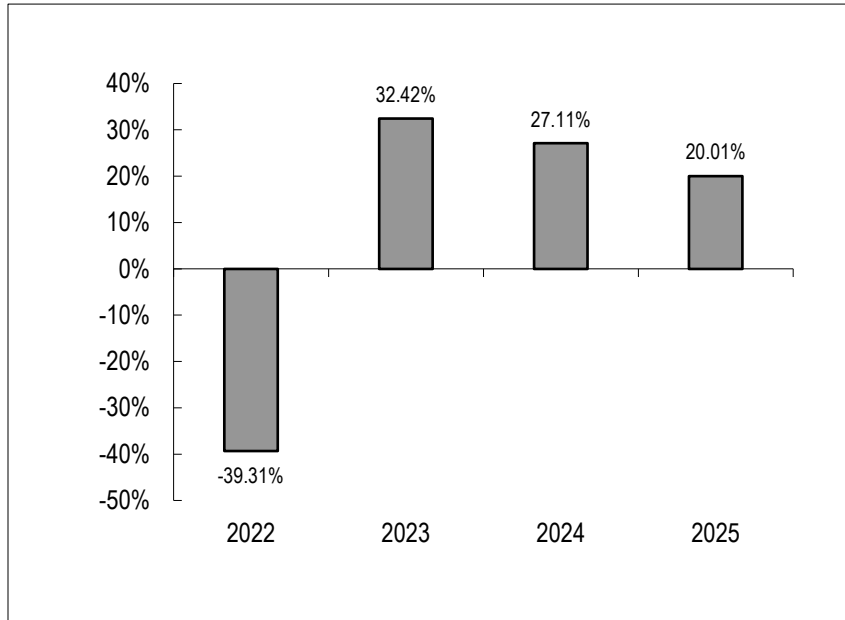
Sector Risk. The Fund may have significant exposure to a limited number of issuers conducting business in the same sector or group of sectors. Market conditions, interest rates, and economic, regulatory, or financial developments could significantly affect a single sector or a group of sectors, and the securities of companies in that sector or group of sectors could react similarly to these or other developments. If the Fund invests more heavily in a particular sector, the value of Shares may be especially sensitive to factors and economic risks that specifically affect that sector. As a result, Share price may fluctuate more widely than the value of shares of a fund that invests in a broader range of sectors. Additionally, some sectors could be subject to greater government regulation than other sectors. Therefore, changes in regulatory policies for those sectors may have a material effect on the value of securities issued by companies in those sectors.

- Information Technology Sector Risk.** Technology companies face intense competition, both domestically and internationally, which may have an adverse effect on profit margins. Technology companies may have limited product lines, markets, financial resources or personnel. The products of technology companies may face obsolescence due to rapid technological developments and frequent new product introduction, unpredictable changes in growth rates and competition for the services of qualified personnel. Companies in the technology sector are heavily dependent on patent and intellectual property rights. The loss or impairment of these rights may adversely affect the profitability of these companies.

Small and Medium Capitalization Securities Risk. The earnings and prospects of small- and medium-sized companies are more volatile than larger companies and may experience higher failure rates than larger companies. Small- and medium-sized companies normally have a lower trading volume than larger companies, which may tend to make their market price fall more disproportionately than larger companies in response to selling pressures and may have limited markets, product lines, or financial resources and lack management experience.

Performance: The bar chart and performance table below show the variability of the Fund’s returns, which is some indication of the risks of investing in the Fund. The bar chart shows performance of the Fund’s shares for each calendar year since the Fund’s inception. The performance table compares the performance of the Fund over time to the performance of a broad-based securities market index. You should be aware that the Fund’s past performance (before and after taxes) is not necessarily an indication of how the Fund will perform in the future. Updated performance information is available at no cost by visiting www.mainmgtetfs.com or by calling 1-866-ETF-XPRT (1-866- 383-9778).

Performance Bar Chart For Calendar Years Ended December 31



Best Quarter: 2nd Quarter 2025 32.26%
 Worst Quarter: 2nd Quarter 2022 (23.21%)

Performance Table
Average Annual Total Returns
(For periods ended December 31, 2025)

	One Year	Since Inception (1/28/2021)
Return before taxes	20.01%	0.09%
Return after taxes on distributions	20.00%	0.06%
Return after taxes on distributions and sale of Fund shares	11.85%	0.06%
Index – MSCI AC World Index*	22.34%	11.08%

* The MSCI AC World Index (the “Index”) is designed to represent performance of the full opportunity set of large- and mid-cap stocks across 23 developed and 24 emerging markets. Index returns assume reinvestment of dividends. Investors may not invest in the Index directly; unlike the Fund’s returns, the Index does not reflect any fees or expenses.

Investment Adviser: Main Management ETF Advisors, LLC (the “Adviser”)

Portfolio Managers: Kim D. Arthur, Chief Executive Officer of the Adviser, James W. Concidine, Chief Risk Officer of the Adviser, J. Richard Fredericks, Managing Director of the Adviser, and Alex Varner, Direct of Research of the Adviser, are primarily responsible for the day-to-day management of the Fund and have served the Fund as its portfolio managers since it commenced operations in 2021. Each portfolio manager is involved in rebalancing the Fund’s portfolio. Darol Ryan, Managing Partner of the Adviser, has served the Fund as a portfolio manager since December 2024.

Purchase and Sale of Fund Shares: Individual Shares may be purchased and sold in secondary market transactions through a broker dealer or at market price. Shares are listed for trading on the Exchange and trade at market prices rather than NAV. Shares may trade at a price that is greater than, at, or less than NAV. An investor may incur costs attributable to the difference between the highest price a buyer is willing to pay to purchase Shares (bid) and the lowest price a seller is willing to accept for Shares (ask) when buying or selling Shares on the secondary market (the “bid-ask spread”). Information on the Fund’s net asset value, market price, premiums and discounts and bid-ask spreads is available at www.mainmgftetfs.com.

Shares are listed for trading on the Exchange and trade at market prices rather than NAV. Shares may trade at a price that is greater than, at, or less than NAV.

Tax Information: Dividends and capital gain distributions you receive from the Fund, whether you reinvest your distributions in additional Fund shares or receive them in cash, are taxable to you at either ordinary income or capital gains tax rates unless you are investing through a tax-deferred plan such as an IRA or 401(k) plan. However, these dividend and capital gain distributions may be taxable upon their eventual withdrawal from tax-deferred plans.

Payments to Broker-Dealers and Other Financial Intermediaries: If you purchase the Fund through a broker-dealer or other financial intermediary (such as a bank), the Adviser and its related companies may pay the intermediary for the sale of Shares and related services. These payments may create a conflict of interest by influencing the broker-dealer or other intermediary and your salesperson to recommend the Fund over another investment. Ask your salesperson or visit your financial intermediary’s website for more information.

FUND SUMMARY – Main International ETF

Investment Objective: The Fund seeks to outperform the MSCI All Country World ex-USA Index® (the “Index”) over a full market cycle while maintaining below-benchmark risk.

Fees and Expenses of the Fund: This table describes the fees and expenses that you may pay if you buy, hold and sell shares of the Fund (“Shares”). **You may pay other fees, such as brokerage commissions and other fees to financial intermediaries, which are not reflected in the table and Example below.**

Annual Fund Operating Expenses (expenses that you pay each year as a percentage of the value of your investment)	
Management Fees	0.55%
Distribution and Service (12b-1) Fees	0.00%
Other Expenses	0.16%
Acquired Fund Fees and Expenses ⁽¹⁾	0.18%
Total Annual Fund Operating Expenses	0.89%

(1) Acquired Fund Fees and Expenses are the indirect costs of investing in other investment companies. The operating expenses in this fee table will not correlate to the expense ratio in the Fund’s financial highlights because the financial statements include only the direct operating expenses incurred by the Fund.

Example: This Example is intended to help you compare the cost of investing in the Fund with the cost of investing in other funds. The Example reflects the fee waiver and expense reimbursements for the duration of the waiver/reimbursement period only.

The Example assumes that you invest \$10,000 in the Fund for the time periods indicated and then redeem all of your shares at the end of those periods. The Example also assumes that your investment has a 5% return each year and that the Fund’s operating expenses remain the same. Although your actual costs may be higher or lower, based upon these assumptions your costs would be:

<u>1 Year</u>	<u>3 Years</u>	<u>5 Years</u>	<u>10 Years</u>
\$91	\$284	\$493	\$1,096

Portfolio Turnover: The Fund pays transaction costs, such as commissions, when it buys and sells securities (or “turns over” its portfolio). A higher portfolio turnover may indicate higher transaction costs and may result in higher taxes when Fund shares are held in a taxable account. These costs, which are not reflected in annual fund operating expenses or in the Example, affect the Fund’s performance. The Fund has only recently commenced operations. During the fiscal year ended October 31, 2025, the Fund’s portfolio turnover rate was 36% of the average value of its portfolio.

PRINCIPAL INVESTMENT STRATEGIES: The Fund utilizes a “fund of funds” structure to invest in exchange-traded funds (“ETFs”) that primarily provide exposure to non-U.S. equity securities of companies of any capitalization representing sectors and geographic regions that appear undervalued in comparison to their historical average price. The Fund’s adviser, Main Management ETF Advisors, LLC (the “Adviser”), focuses its research on global macro-economic factors (relevant to the economy in general), micro-economic factors (relevant to individual companies) and fundamental factors (financial information that impacts the price or perceived value of a stock) to assess whether a sector or geographic region is expected to undergo a transformative change that could lead to near-term price appreciation of companies within that sector or region. Under normal circumstances, the Fund invests at least 50% of its total assets in funds that invest at least 50% of their respective total assets in securities of non-U.S. issuers organized or having their principal place of business outside the U.S.

The portfolio managers set price targets for each position and revisit a position when the price target is met, revising upwards when deemed appropriate or selling when the portfolio managers conclude the position no longer provides exposure to undervalued companies on the brink of a transformative change.

The Adviser rebalances the Fund’s portfolio when the portfolio managers deem appropriate. Given the longer-term nature of the Fund, an automatic monthly or quarterly rebalancing policy could be counterproductive to the Fund’s objective of seeking maximum return. From time to time, the Fund may use a covered call or covered put option strategy in an attempt to dampen volatility and generate additional returns.

The Fund is an actively managed ETF and does not seek to replicate the performance of a specified index. In selecting investments for the Fund's portfolio, the Adviser adheres to the following investment process:

Assessing Market Conditions: The Adviser determines the Fund's target allocations by identifying sectors (and their underlying industries and sub-industries) countries and regions it believes are poised for significant economic growth. To identify such sectors, countries and regions, the Adviser analyzes economic growth forecasts, changes in the factors driving growth, behavioral patterns among consumers, as well as other macroeconomic fundamentals over a 6- to 18-month horizon. The Adviser uses the Global Industry Classification Standard ("GICS") in its sector analysis and may invest in country-specific sector funds. GICS sectors include: energy, materials, industrials, consumer discretionary, consumer staples, healthcare, financials, information technology, communication services, utilities and real estate.

Identifying the Appropriate ETFs: The Adviser then seeks to identify 5-20 index or actively managed ETFs to implement its strategic asset allocation by evaluating various factors in the respective ETFs including the respective underlying indexes they seek to track and portfolio holdings, sector exposure and weightings, liquidity profiles, and tracking error. At any given time, the Fund may have a significant percentage of its assets invested in one or more sectors or in one or more countries or geographic regions.

Option Strategy: The Fund pursues its objective by employing an option strategy of writing (selling) covered call or index based options on an amount from 0% to 100% of the value of the ETF shares in the Fund's portfolio. The Fund seeks to earn income and gains both from dividends paid on the ETFs owned by the Fund and cash premiums received from writing or "selling":

- covered call options or index based options on equity based ETFs held in the Fund's portfolio and
- cash secured put options against cash balances in the Fund.

The Fund may not sell "naked" put or call options, i.e., equity options representing more shares of an ETF than the Fund has cash on hand and available to purchase or index options greater than the value of the underlying security.

Stock index options are put options and call options on various stock indices. The primary difference between stock options and index options occurs when index options are exercised. In the case of stock options, the underlying security, common stock, is delivered. However, upon the exercise of an index option, settlement does not occur by delivery of the securities comprising the index.

The option holder exercising the index option receives an amount of cash if the closing level of the stock index upon which the option is based is greater than, in the case of a call, or less than, in the case of a put, the exercise price of the option. This amount of cash is equal to the difference between the closing price of the stock index and the exercise price of the option expressed in dollars times a specified multiple.

A stock index fluctuates with changes in the market value of the stocks included in the index. A call option on a security is a contract that gives the holder of the option, in return for a premium, the right, but not the obligation, to buy from the writer of the option the security underlying the option at a specified exercise or "strike" price by or before the contract's expiration. A put option on a security is a contract that gives the holder of the option, in return for a premium, the right to sell to the writer of the option the security underlying the option at a specified exercise or "strike" price. The writer of an option on a security has the obligation upon exercise of the option to purchase the underlying security at the exercise price. The Adviser's option strategy typically targets one-month to three-month options. Options of any exercise price or maturity may be utilized.

The Fund may seek investment exposure to shares of bitcoin ETFs that are registered with the SEC. Under normal circumstances, no more than 15% of the Fund's assets may be invested directly in bitcoin ETFs.

Principal Investment Risks: *As with all funds, there is the risk that you could lose money through your investment in the Fund. Many factors affect the Fund's net asset value and price of shares and performance.*

The following describes the risks the Fund bears directly or indirectly through investments in underlying ETFs. As with any ETF, there is no guarantee that the Fund will achieve its goal.

Active Management Risk. The Fund is actively managed and does not seek to replicate the performance of a specified index. Index based ETFs have generally traded at prices which closely correspond to NAV per share. Actively managed ETFs have a limited trading history and, therefore, there can be no assurance as to whether and/or the extent to which shares will trade at premiums or discounts to NAV. The adviser may be incorrect in its assessment of the intrinsic value of the securities the Fund holds which may result in a decline in the value of shares and failure to achieve its investment objective.

Allocation Risk. If the Fund's strategy for allocating assets among different sectors and countries does not work as intended, the Fund may not achieve its objective or may underperform other funds with the same or similar investment strategy.

Authorized Participant Risk. Only an Authorized Participant that has entered into a contractual arrangement with the Fund's distributor may engage in creation or redemption transactions directly with the Fund. The Fund's distributor has entered into contracts with only a limited number of institutions that may act as Authorized Participants on an agency basis (*i.e.*, on behalf of other market participants). To the extent that Authorized Participants exit the business or are unable to proceed with creation or redemption orders with respect to the Fund and no other Authorized Participant is able to step forward to create or redeem large blocks of shares known as "Creation Units," Fund shares may be more likely to trade at a premium or discount to net asset value and possibly face trading halts or delisting. Authorized Participant concentration risk may be heightened for ETFs that invest in non-U.S. securities or other securities or instruments that have lower trading volumes.

Covered Call Risk. The writer of a covered call option forgoes any profit from increases in the market value of the underlying security covering the call option above the sum of the premium and the strike price of the call but retains the risk of loss if the underlying security declines in value. The Fund has no control over the exercise of the option by the option holder and may lose the benefit from any capital appreciation on the underlying security.

Currency Risk. Investments in foreign currencies are subject to political and economic risks, civil conflicts and war and greater volatility. Currency rates in foreign countries may fluctuate significantly over short periods of time for a number of reasons, including changes in interest rates, imposition of currency controls and economic or political developments in the U.S. or abroad.

Derivatives Risk. The Fund's use of options involves risks different from, or possibly greater than, the risks associated with investing directly in securities and other traditional investments. These risks include (i) the risk that the counterparty to a derivative transaction may not fulfill its contractual obligations; (ii) the risk of mispricing or improper valuation; and (iii) the risk that changes in the value of an option may not correlate perfectly with the underlying asset, rate or index. Derivative prices may be highly volatile at times and may fluctuate substantially during a short period of time.

- **Leverage and Volatility Risk.** Derivative contracts ordinarily have leverage inherent in their terms. The low margin deposits normally required in trading derivatives, including futures contracts, permit a high degree of leverage. Accordingly, a relatively small price movement may result in an immediate and substantial loss to the Fund. The use of leveraged derivatives can amplify the effects of market volatility on the Fund's share price.

Emerging Markets Risk. Investing in emerging market nations involves not only the risks described below with respect to foreign investments, but also other risks, including exposure to economic structures that are generally less diverse and mature, limited availability and reliability of information material to an investment decision, and exposure to political systems that can be expected to have less stability than those of developed countries. The typically small size of the securities markets in emerging markets and the possibility of a low or nonexistent volume of trading in those securities may also result in a lack of liquidity and price volatility.

Exchange-Traded Fund Risk. The ETFs in which the Fund invests will not be able to replicate exactly the performance of the indices they track because the total return generated by the securities will be reduced by transaction costs incurred in adjusting the actual balance of the securities. This may result in a loss. Certain securities comprising the indices tracked by the ETFs may, from time to time, temporarily be unavailable, which may further impede the ETFs' ability to track their applicable indices. ETFs in which the Fund invests are subject to investment advisory and other expenses, which will be indirectly paid by the Fund. As a result, the cost of investing in the ETFs will be higher than the cost of investing directly in the ETFs underlying investments and may be higher than other mutual funds that invest directly in stocks and bonds. ETFs may also trade at a discount or premium to their net asset value.

ETF Structure Risk. The Fund is structured as an ETF and as a result is subject to special risks, including:

- **Not Individually Redeemable.** Shares are not individually redeemable to retail investors and may be redeemed by the ETF only to Authorized Participants at NAV in large blocks known as "Creation Units." An Authorized Participant may incur brokerage costs purchasing enough Shares to constitute a Creation Unit.
- **Trading Issues.** An active trading market for the Shares may not be developed or maintained. Trading in Shares on the Exchange may be halted due to market conditions or for reasons that, in the view of the Exchange, make trading in Shares inadvisable, such as extraordinary market volatility.
- **Market Price Variance Risk.** The market prices of Shares will fluctuate in response to changes in NAV and supply and demand for Shares and will include a "bid-ask spread" charged by the exchange specialists, market makers or other participants that trade the particular security. There may be times when the market price and the NAV vary significantly. This means that Shares may trade at a discount to NAV.
 - The market price for the Shares may deviate from an ETF's NAV, particularly during times of market stress, with the result that investors may pay significantly more or significantly less for Shares than an ETF's NAV, which is reflected in the bid and ask prices for Shares or in the closing price.

Equity Risk. Equity securities are susceptible to general stock market fluctuations and to volatile increases and decreases in value. The equity securities held by the Fund may experience sudden, unpredictable drops in value or long periods of decline in value. This may occur because of factors affecting securities markets generally, the equity securities of a particular sector, or a particular company.

Fluctuation of Net Asset Value Risk. The NAV of the Shares will generally fluctuate with changes in the market value of the Fund's holdings. The market prices of the Shares will generally fluctuate in accordance with changes in NAV as well as the relative supply of and demand for the shares on the Exchange. The Adviser cannot predict whether the Shares will trade below, at or above their NAV. Price differences may be due, in large part, to the fact that supply and demand forces at work in the secondary trading market for the shares will be closely related to, but not identical to, the same forces influencing the prices of the Fund's holdings trading individually or in the aggregate at any point in time.

Foreign Securities Risk. Foreign companies are generally not subject to the same regulatory requirements of U.S. companies thereby resulting in less publicly available information about these companies. In addition, foreign accounting, auditing and financial reporting standards generally differ from those applicable to U.S. companies.

Fund of Funds Risk. The ability of the Fund to meet its investment objective is directly related to the ability of the underlying funds in which it invests and their respective investment managers, to meet their investment objectives. Certain investment managers may be dependent upon a single individual or small group of individuals, the loss of which could adversely affect their success. There can be no assurance that any Underlying Fund will achieve its investment objectives.

Large Capitalization Company Risk. Large-capitalization companies may be less able than smaller capitalization companies to adapt to changing market conditions. Large-capitalization companies may be more mature and subject to more limited growth potential compared with smaller capitalization companies. During different market cycles, the performance of large capitalization companies has trailed the overall performance of the broader securities markets.

Management Risk. The portfolio managers' judgments about the attractiveness, value and potential appreciation of particular stocks or other securities in which the Fund invests may prove to be incorrect and there is no guarantee that the portfolio manager's judgment will produce the desired results.

Market and Geopolitical Risk. The increasing interconnectivity between global economies and financial markets increases the likelihood that events or conditions in one region or financial market may adversely impact issuers in a different country, region or financial market. Securities in the Fund's portfolio may underperform due to inflation (or expectations for inflation), interest rates, global demand for particular products or resources, natural disasters, climate-change and climate-related events, pandemics, epidemics, terrorism, international conflicts, tariffs and trade wars, regulatory events and governmental or quasi-governmental actions. The occurrence of global events similar to those in recent years may result in market volatility and may have long term effects on both the U.S. and global financial markets.

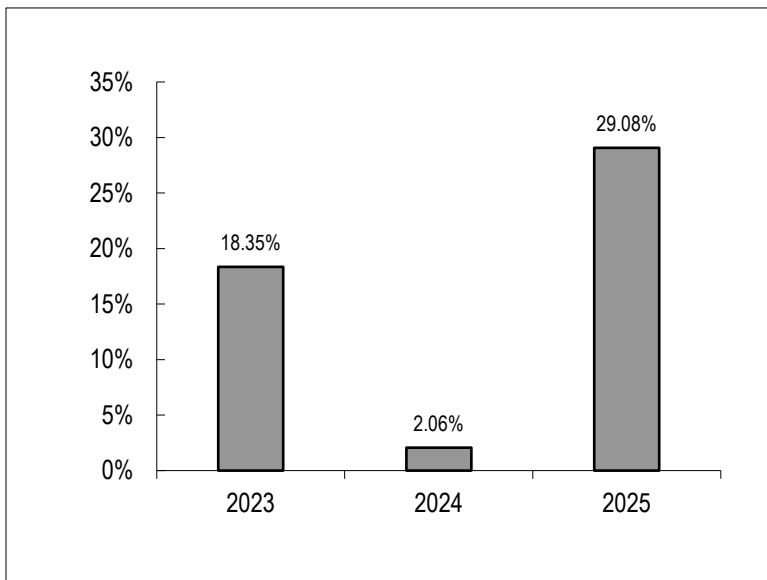
Options Risk. There are risks associated with the sale and purchase of call and put options. As a seller (writer) of a put option, the Fund will tend to lose money if the value of the reference index or security falls below the strike price. As the seller (writer) of a call option, the Fund may experience lower returns if the value of the reference index or security rises above the strike price.

- *Index Call Option Risk.* Because the exercise of index options is settled in cash, sellers of index call options, such as the Fund, cannot provide in advance for their potential settlement obligations by acquiring and holding the underlying securities. The Fund bears a risk that the value of the securities held by the Fund will vary from the value of the index and relative to the written index call option positions. Accordingly, the Fund may incur losses on the index call options that it has sold that exceed gains on other securities in its portfolio. The value of index options written by the Fund, which are priced daily, are affected by changes in the value of and dividend rates of the underlying common stocks in the index, changes in the actual or perceived volatility of the stock market and the remaining time to the options' expiration. The value of the index options also may be adversely affected if the market for the index options becomes less liquid or smaller.
- *Put Option Risk.* Options may be subject to volatile swings in price influenced by changes in the value of the underlying instrument. Although the Fund collects premiums on the options it writes, the Fund's risk of loss if its options expire in-the-money (*i.e.*, the Fund, as the seller of puts, owes the buyer of the puts) may outweigh the gains to the Fund from the receipt of such options premiums. The potential return to the Fund is limited to the amount of option premiums it receives; however, the Fund can potentially lose up to the entire strike price of each option it sells. The puts sold by the Fund may not perfectly correlate with the returns of their underlying stocks.

Sector Risk. The Fund may have significant exposure to a limited number of issuers conducting business in the same sector or group of sectors. Market conditions, interest rates, and economic, regulatory, or financial developments could significantly affect a single sector or a group of sectors, and the securities of companies in that sector or group of sectors could react similarly to these or other developments. If the Fund invests more heavily in a particular sector, the value of its shares may be especially sensitive to factors and economic risks that specifically affect that sector. As a result, the Fund's share price may fluctuate more widely than the value of shares of a fund that invests in a broader range of sectors. Additionally, some sectors could be subject to greater government regulation than other sectors. Therefore, changes in regulatory policies for those sectors may have a material effect on the value of securities issued by companies in those sectors.

Performance: The bar chart and performance table below show the variability of the Fund's returns, which is some indication of the risks of investing in the Fund. The bar chart shows performance of the Fund's shares for each calendar year since the Fund's inception. The performance table compares the performance of the Fund over time to the performance of a broad-based securities market index. You should be aware that the Fund's past performance (before and after taxes) is not necessarily an indication of how the Fund will perform in the future. Updated performance information is available at no cost by visiting www.mainmgtetfs.com or by calling 1-866-ETF-XPRT (1-866- 383-9778).

Performance Bar Chart For Calendar Years Ended December 31



Best Quarter:	4 th Quarter 2023	12.65%
Worst Quarter:	4 th Quarter 2024	(5.27%)

Performance Table
Average Annual Total Returns
(For periods ended December 31, 2025)

	One Year	Since Inception (12/1/2022)
Return before taxes	29.08%	14.79%
Return after taxes on distributions	28.16%	13.69%
Return after taxes on distributions and sale of Fund shares	17.62%	11.23%
Index – MSCI ACWI ex USA Net® (USD)*	32.38%	15.81%

* The MSCI ACWI ex USA Net Index captures large and mid-cap representation across 22 of 23 Developed Markets (DM) countries (excluding the US) and 24 Emerging Markets (EM) countries. With 1,973 constituents, the index covers approximately 85% of the global equity opportunity set outside the U.S. Investors may not invest in the index directly; unlike the Fund's returns, the index does not reflect any fees or expenses.

Investment Adviser: Main Management ETF Advisors, LLC (the “Adviser”)

Portfolio Managers: Kim D. Arthur, Chief Executive Officer of the Adviser, James W. Concidine, Chief Risk Officer of the Adviser, J. Richard Fredericks, Managing Director of the Adviser, and Alex Varner, Director of Research of the Adviser, are primarily responsible for the day-to-day management of the Fund and have served the Fund as its portfolio managers since it commenced operations in 2022. Each portfolio manager is involved in rebalancing the Fund's portfolio. Darol Ryan, Managing Partner of the Adviser, has served the Fund as a portfolio manager since December 2024.

Purchase and Sale of Fund Shares: Individual Shares may be purchased and sold in secondary market transactions through a broker dealer or at market price. Shares are listed for trading on the Exchange and trade at market prices rather than NAV. Shares may trade at a price that is greater than, at, or less than NAV. An investor may incur costs attributable to the difference between the highest price a buyer is willing to pay to purchase shares of the Fund (bid) and the lowest price a seller is willing to accept for shares of the Fund (ask) when buying or selling shares in the second market (the “bid-ask spread”). Information on the Fund's net asset value, market price, premiums and discounts and bid-asks spreads can be found on the Fund's website at www.mainmgtetfs.com.

Tax Information: Dividends and capital gain distributions you receive from the Fund, whether you reinvest your distributions in additional Fund shares or receive them in cash, are taxable to you at either ordinary income or capital gains tax rates unless you are investing through a tax-deferred plan such as an IRA or 401(k) plan. However, these dividend and capital gain distributions may be taxable upon their eventual withdrawal from tax-deferred plans.

Payments to Broker-Dealers and Other Financial Intermediaries: If you purchase the Fund through a broker-dealer or other financial intermediary (such as a bank), the Adviser and its related companies may pay the intermediary for the sale of Shares and related services. These payments may create a conflict of interest by influencing the broker-dealer or other intermediary and your salesperson to recommend the Fund over another investment. Ask your salesperson or visit your financial intermediary's website for more information.

ADDITIONAL INFORMATION ABOUT PRINCIPAL INVESTMENT STRATEGIES AND RELATED RISKS

INVESTMENT OBJECTIVE: The investment objective of each of Main Sector Rotation ETF (“Sector Rotation”), Main Thematic Innovation ETF (“Thematic Innovation”), and Main International ETF (“International”) (each a “Fund” and collectively, the “Funds”) is listed below:

Fund	Investment Objective
Sector Rotation	seeks to outperform the S&P 500 in rising markets while limiting losses during periods of decline.
Thematic Innovation	seeks to outperform the MSCI ACWI Index® in rising markets while limiting losses during periods of decline.
International	seeks to outperform the MSCI All Country World ex-USA Index® over a full market cycle while maintaining below-benchmark risk.

Each Fund’s investment objective may be changed without shareholder approval upon 60 days’ written notice to shareholders. Each Fund’s investment policies may be changed by the Trust’s Board of Trustees without shareholder approval unless otherwise noted in this prospectus or the Statement of Additional Information.

PRINCIPAL INVESTMENT STRATEGIES:

Sector Rotation

The Fund utilizes a “fund of funds” structure to invest in sector-based exchange-traded funds (“ETFs”). The Fund seeks to achieve its objective through dynamic sector rotation. The Fund’s adviser, Main Management ETF Advisors, LLC (the “Adviser”) focuses its research primarily on sector selection by carefully reviewing the sectors, industries, and sub-industries in the Fund’s portfolio.

The Adviser chooses sectors it believes are undervalued and poised to respond favorably to financial market catalysts. The Adviser believes this approach can produce a high potential for share price growth. The Fund’s strategy uses systematic, fundamental analysis to evaluate and rank sectors and uncover potential catalysts. The Fund will sell a security when it achieves its target price and is, in the opinion of the Adviser, no longer undervalued. The Fund may overweight or underweight a sector or sectors relative to the Fund’s benchmark based on valuation. The Fund may invest in securities of any market capitalization or country and denominated in any currency.

The Adviser believes that, over time, sector selection is more important than individual security selection in limiting the variability inherent in equity security investing. The Adviser seeks to gain an understanding of the economic landscape and to identify catalysts which may allow for near term sector appreciation by analyzing interest and currency rates, inflation trends, economic growth forecasts and other capital market fundamentals of the market sectors, sub-sectors, and industries. The Fund may seek investment exposure to shares of bitcoin ETFs that are registered with the SEC. Under normal circumstances, no more than 15% of the Fund’s assets may be invested directly in bitcoin ETFs. The Fund will not make additional investments in bitcoin ETFs if, as a result of the investment, more than 5% of the Fund’s assets would be in bitcoin ETFs at the time of the investment.

The Fund is an actively managed ETF and does not seek to replicate the performance of a specified index. In selecting investments for the Fund’s portfolio, the Adviser adheres to the following investment process.

Assessing Market Conditions. The Adviser determines the Fund’s target allocations by analyzing market sectors and their underlying industries and sub-industries. The Adviser uses the Global Industry Classification Standard (“GICS”) in its sector analysis. GICS sectors include: energy, materials, industrials, consumer discretionary, consumer staples, healthcare, financials, information technology, communication services, utilities, and real estate. The Adviser analyzes economic growth forecasts, inflation trends, and other macroeconomic and capital market fundamentals. The Adviser identifies opportunities for near-term growth in value that are facilitated by events or changes within sectors that its research has identified as “undervalued” within the U.S. equity market.

Identifying the Appropriate ETFs. The Fund invests in equity ETFs. The Adviser seeks to identify the most appropriate U.S. Sector ETFs to implement its strategic asset allocation and sector views by evaluating such factors as the respective ETF’s:

- underlying index and portfolio holdings,
- weighting methodologies,
- sector exposures,
- liquidity profiles, and
- tracking error.

Thematic Innovation

The Fund seeks to achieve its objective through dynamic thematic rotation. The Adviser focuses its research primarily on identifying emerging, disruptive, and innovative themes that have an “addressable market,” *i.e.*, a large market demand. These themes may include genomics, fintech, e-commerce, robotics, artificial intelligence, cyber security, clean energy, cloud computing, autonomous tech, gaming & e-sports, and pet care. The Adviser rotates among themes with large addressable markets which may range from nascent technologies to those on the cusp of widespread adoption and buys securities of companies representing those themes.

As seen from past disruptive technologies, the market often does not initially price a theme appropriately, or even for several years, as the market’s response to the theme is often underestimated. Disruptors must continually reinvest in their future and expand their reach as they grow and these moves are hard for markets to accurately price, resulting in the potential for appreciation.

The portfolio managers set price targets for each position and revisits a position when the price target is met, revising upwards when deemed appropriate or selling when the investment committee concludes the theme has either run its course or is no longer likely to provide further exposure to growth, disruption, or innovation. The investment committee is composed of three of the four portfolio managers. Looking for themes with large market demand may mean price targets are revised upwards multiple times. The holding period is long-term as it may take years or even decades for themes to realize their full potential.

The Adviser believes that, over time, thematic selection is more important than individual security selection in limiting the variability inherent in equity security investing. The Adviser seeks to gain an understanding of the economic landscape and to identify catalysts which may allow for near term sector appreciation by analyzing interest and currency rates, inflation trends, economic growth forecasts and other capital market fundamentals of the market sectors and their industries and sub-industries.

The Adviser rebalances the Fund’s portfolio when the investment committee deems appropriate given the longer-term nature of thematic development and the Fund’s objective of seeking maximum return. From time to time, the Fund may use a covered call or covered put option strategy in an attempt to dampen volatility and generate additional returns.

The Fund is an actively managed ETF and does not seek to replicate the performance of a specified index. In selecting investments for the Fund’s portfolio, the Adviser adheres to the investment process described below.

Assessing Market Conditions. The Adviser determines the Fund’s target allocations by analyzing developing and ongoing technological and behavioral themes and their underlying addressable markets. The Adviser identifies themes consisting of securities in the aggregate that are poised for significant growth, disruption, or innovation. To identify such themes, the Adviser analyzes economic growth forecasts, changes in the factors driving growth, behavioral patterns among consumers, as well as other macroeconomic fundamentals. In addition, the Adviser considers fundamental factors such as Price to Growth, Price to Earnings, Price to Book, and Price to Sales. The growth rate and size of the addressable market are the primary metrics of consideration.

Identifying the Appropriate Investments. The Fund invests in equity securities. The Adviser seeks to identify over 100 equity securities representing these themes to implement its strategic asset allocation and sector.

At any given time, the Fund may have a significantly higher percentage of its assets invested in one or more sectors in comparison to other sectors.

Option Strategy. The Fund may from time to time incorporate a covered call option writing strategy. Covered call option writing is an investment strategy of writing (selling) call options against securities owned by the Fund to generate additional returns from the option premium. The Fund may also seek returns by writing (selling) secured put options. A “put option” is an option contract that gives the owner the right to sell the underlying security at a specified price (the strike price) until its expiration at a fixed date in the future. The Fund seeks to achieve risk-adjusted returns through targeted allocations by analyzing interest and currency rates, inflation trends, economic growth forecasts, and other global and capital market fundamentals. The Fund’s option strategy may also have the benefit of reducing the volatility of the Fund’s portfolio in comparison to that of broad equity market indexes.

The Fund pursues its options strategy by writing (selling) covered call or index-based options on an amount from 0% to 100% of the value of the securities in the Fund’s portfolio. The Fund seeks to earn income and gains both from dividends paid on the securities owned by the Fund and cash premiums received from writing or “selling”:

- covered call options or index-based options on equity-based securities held in the Fund’s portfolio; and
- cash secured put options against cash balances in the Fund.

The Fund may not sell “naked” put or call options, i.e., equity options representing more shares than the Fund has cash on hand and available to purchase or index options greater than the value of the underlying security. Stock index options are put options and call options on various stock indices. The primary difference between stock options and index options occurs when index options are exercised. In the case of stock options, the underlying security, common stock, is delivered. However, upon the exercise of an index option, settlement does not occur by delivery of the securities comprising the index. The option holder exercising the index option receives an amount of cash if the closing level of the stock index upon which the option is based is greater than, in the case of a call, or less than, in the case of a put, the exercise price of the option. This amount of cash is equal to the difference between the closing price of the stock index and the exercise price of the option expressed in dollars times a specified multiple. A stock index fluctuates with changes in the market value of the stocks included in the index. A call option on a security is a contract that gives the holder of the option, in return for a premium, the right, but not the obligation, to buy from the writer of the option the security underlying the option at a specified exercise or “strike” price by or before the contract’s expiration. A put option on a security is a contract that gives the holder of the option, in return for a premium, the right to sell to the writer of the option the security underlying the option at a specified exercise or “strike” price. The writer of an option on a security has the obligation upon exercise of the option to purchase the underlying security at the exercise price.

International

The Fund utilizes a “fund of funds” structure to invest in exchange-traded funds (“ETFs”) that primarily provide exposure to non-U.S. equity securities of companies of any capitalization representing sectors and geographic regions that appear undervalued in comparison to their historical average price. The Adviser focuses its research on global macro-economic factors relevant to the economy in general such as economic outputs, unemployment and inflation; micro-economic factors relevant to individual companies such as the availability of employees, distribution channels and consumer base; and fundamental factors such as average price to growth ratio, price to earnings ratio, price to book ratio (i.e., the ratio of current market value compared to balance sheet value), price to sales ratio, supply and demand dynamics, cash flows and debt ratios of companies within a particular sector or geographic region. The Adviser analyzes such data to assess whether a sector, country or geographic region is expected to undergo a transformative change that could lead to near-term price appreciation of companies within that sector or region. Under normal circumstances, the Fund invests at least 50% of its total assets in funds that invest at least 50% of their respective total assets in securities of non-U.S. issuers organized or having their principal place of business outside the U.S.

The portfolio managers set price targets for each position and revisit a position when the price target is met, revising upwards when deemed appropriate or selling when the portfolio managers conclude the position no longer provides exposure to undervalued companies on the brink of a transformative change. The holding period is long-term as it may take years or even decades for certain companies to realize their full potential.

The Adviser rebalances the Fund’s portfolio when the portfolio managers deem appropriate. Given the longer-term nature of the Fund, an automatic monthly or quarterly rebalancing policy could be counterproductive to the Fund’s objective of seeking maximum return. From time to time, the Fund may use a covered call or covered put option strategy in an attempt to dampen volatility and generate additional returns.

The Fund is an actively-managed ETF and does not seek to replicate the performance of a specified index. In selecting investments for the Fund’s portfolio, the Adviser adheres to the investment process described below. The Fund may seek investment exposure to shares of bitcoin ETFs that are registered with the SEC. Under normal circumstances, no more than 15% of the Fund’s assets may be invested directly in bitcoin ETFs. The Fund will not make additional investments in bitcoin ETFs if, as a result of the investment, more than 5% of the Fund’s assets would be in bitcoin ETFs at the time of the investment.

Assessing Market Conditions: The Adviser determines the Fund’s target allocations by identifying sectors (and their underlying industries and sub-industries) countries and regions it believes are poised for significant economic growth. To identify such sectors, countries and regions, the Adviser analyzes economic growth forecasts, changes in the factors driving growth, behavioral patterns among consumers, as well as other macroeconomic fundamentals over a 6 to 18-month horizon. The Adviser uses the Global Industry Classification Standard (“GICS”) in its sector analysis and may invest in country-specific sector funds. GICS sectors include: energy, materials, industrials, consumer discretionary, consumer staples, healthcare, financials, information technology, communication services, utilities and real estate.

Identifying the Appropriate ETFs: The Fund invests in equity ETFs. The Adviser seeks to identify 5-20 index or actively managed ETFs to implement its strategic asset allocation and sector views by evaluating such factors as the respective ETF’s:

- underlying index and portfolio holdings,
- weighting methodologies,
- geography, sector and theme exposures,
- liquidity profiles, and
- tracking error.

At any given time, the Fund may have a significant percentage of its assets invested in one or more sectors than other sectors.

Sector Rotation and International

Option Strategy. Each Fund may from time to time incorporate a covered call option writing strategy. Covered call option writing is an investment strategy of writing (selling) call options against securities owned by the Fund to generate additional returns from the option premium. Each Fund may also seek returns by writing (selling) secured put options. A “put option” is an option contract that gives the owner the right to sell the underlying security at a specified price (the strike price) until its expiration at a fixed date in the future. Each Fund seeks to achieve risk-adjusted returns through targeted allocations by analyzing interest and currency rates, inflation trends, economic growth forecasts, and other global and capital market fundamentals. Each Fund’s option strategy may also have the benefit of reducing the volatility of the Fund’s portfolio in comparison to that of broad equity market indexes.

Each Fund pursues its options strategy by writing (selling) covered call or index-based options on an amount from 0% to 100% of the value of the ETF shares in the Fund’s portfolio. Each Fund seeks to earn income and gains both from dividends paid on the ETFs owned by the Fund and cash premiums received from writing or “selling”:

- covered call options or index-based options on equity-based ETFs held in the Fund’s portfolio; and
- cash secured put options against cash balances in the Fund.

Each Fund may not sell “naked” put or call options, i.e., equity options representing more shares of an ETF than the Fund has cash on hand and available to purchase or index options greater than the value of the underlying security. Stock index options are put options and call options on various stock indices. The primary difference between stock options and index options occurs when index options are exercised. In the case of stock options, the underlying security, common stock, is delivered. However, upon the exercise of an index option, settlement does not occur by delivery of the securities comprising the index. The option holder exercising the index option receives an amount of cash if the closing level of the stock index upon which the option is based is greater than, in the case of a call, or less than, in the case of a put, the exercise price of the option. This amount of cash is equal to the difference between the closing price of the stock index and the exercise price of the option expressed in dollars times a specified multiple. A stock index fluctuates with changes in the market value of the stocks included in the index. A call option on a security is a contract that gives the holder of the option, in return for a premium, the right, but not the obligation, to buy from the writer of the option the security underlying the option at a specified exercise or “strike” price by or before the contract’s expiration. A put option on a security is a contract that gives the holder of the option, in return for a premium, the right to sell to the writer of the option the security underlying the option at a specified exercise or “strike” price. The writer of an option on a security has the obligation upon exercise of the option to purchase the underlying security at the exercise price.

TEMPORARY INVESTMENTS: To respond to adverse market, economic, political or other conditions, each Fund may invest 100% of its total assets, without limitation, in high-quality short-term debt securities and money market instruments. These short-term debt securities and money market instruments include: shares of money market mutual funds, commercial paper, certificates of deposit, bankers’ acceptances, U.S. government securities and repurchase agreements. While a Fund is in a defensive position, the Fund may not achieve its investment objective. Furthermore, to the extent that a Fund invests in money market mutual funds for cash positions, there will be some duplication of expenses because the Fund pays its pro-rata portion of such money market funds’ advisory fees and operational fees. Each Fund may also invest a substantial portion of its assets in such instruments at any time to maintain liquidity or pending selection of investments in accordance with its policies.

PRINCIPAL INVESTMENT RISKS

The following describes the risks each Fund bears (unless otherwise noted) directly or indirectly through investments in underlying ETFs. As with any fund, there is no guarantee that a Fund will achieve its goal.

Active Management Risk. The Fund is actively managed and does not seek to replicate the performance of a specified index. Index based ETFs have generally traded at prices which closely correspond to net asset value (“NAV”) per share. Actively managed ETFs have a limited trading history and, therefore, there can be no assurance as to whether and/or the extent to which shares will trade at premiums or discounts to NAV. The Adviser may be incorrect in its assessment of the intrinsic value of the securities the Fund holds which may result in a decline in the value of shares and failure to achieve its investment objective.

Allocation Risk. If the Fund’s strategy for allocating assets among different assets classes does not work as intended, the Fund may not achieve its objective or may underperform other funds with the same or similar investment strategy.

Authorized Participant Risk. Only an Authorized Participant that has entered into a contractual arrangement with the Fund’s distributor may engage in creation or redemption transactions directly with the Fund. The Fund’s distributor has entered into contracts only with a limited number of institutions that may act as Authorized Participants on an agency basis (i.e., on behalf of other market participants). To the extent that Authorized Participants exit the business or are unable to proceed with creation or redemption orders with respect to the Fund and no other Authorized Participant is able to step forward to create or redeem Creation Units, Fund shares may be more likely to trade at a premium or discount to NAV and possibly face trading halts or delisting. Authorized Participant concentration risk may be heightened for ETFs that invest in non-U.S. securities or other securities or instruments that have lower trading volumes.

Covered Call Risk. The writer of a covered call option forgoes any profit from increases in the market value of the underlying security covering the call option above the sum of the premium and the strike price of the call but retains the risk of loss if the underlying security declines in value. The Fund will have no control over the exercise of the option by the option holder and may lose the benefit from any capital appreciation on the underlying security. A number of factors may influence the option holder's decision to exercise the option, including the value of the underlying security, price volatility, dividend yield and interest rates. To the extent that these factors increase the value of the call option, the option holder is more likely to exercise the option, which may negatively affect the Fund.

Currency Risk (Sector Rotation and International only). Investments in foreign currencies are subject to political and economic risks, civil conflicts and war and greater volatility. Currency rates in foreign countries may fluctuate significantly over short periods of time for a number of reasons, including changes in interest rates, imposition of currency controls and economic or political developments in the U.S. or abroad. Changes in foreign economies and political climates are more likely to affect the Fund than a mutual fund that invests exclusively in dollar denominated securities of U.S. issuers.

Derivatives Risk. The Fund's use of options involves risks different from, or possibly greater than, the risks associated with investing directly in securities and other traditional investments. These risks include (i) the risk that the counterparty to a derivative transaction may not fulfill its contractual obligations; (ii) the risk of mispricing or improper valuation; and (iii) the risk that changes in the value of the derivative may not correlate perfectly with the underlying asset, rate or index. Derivative prices are highly volatile and may fluctuate substantially during a short period of time. Such prices are influenced by numerous factors that affect the markets, including, but not limited to: changing supply and demand relationships; government programs and policies; national and international political and economic events, changes in interest rates, inflation and deflation and changes in supply and demand relationships. Trading derivative instruments involves risks different from, or possibly greater than, the risks associated with investing directly in securities including:

- **Leverage and Volatility Risk (International only).** Derivative contracts ordinarily have leverage inherent in their terms. The low margin deposits normally required in trading derivatives, including futures contracts, permit a high degree of leverage. Accordingly, a relatively small price movement may result in an immediate and substantial loss to the Fund. The use of leverage may also cause the Fund to liquidate portfolio positions when it would not be advantageous to do so in order to satisfy its obligations or to meet collateral segregation requirements. The use of leveraged derivatives can magnify the Fund's potential for gain or loss and, therefore, amplify the effects of market volatility on the Fund's share price.

Emerging Markets Risk (International only). The Fund may invest in countries with newly organized or less developed securities markets. There are typically greater risks involved in investing in emerging markets securities. Generally, economic structures in these countries are less diverse and mature than those in developed countries and their political systems tend to be less stable. Emerging market countries may have different regulatory, accounting, auditing, and financial reporting and record keeping standards and may have material limitations on Public Company Accounting Oversight Board inspection, investigation, and enforcement. Therefore, the availability and reliability of information material to an investment decision, particularly financial information, in emerging market companies may be limited in the scope and reliability as compared to information provided by U.S. companies. Emerging market economies may be based on only a few industries, therefore security issuers, including governments, may be more susceptible to economic weakness and more likely to default. Emerging market countries also may have relatively unstable governments, weaker economies, and less-developed legal systems with fewer security holder rights. Investments in emerging markets countries may be affected by government policies that restrict foreign investment in certain issuers or industries. The potentially smaller size of their securities markets and lower trading volumes can make investments relatively illiquid and potentially more volatile than investments in developed countries, and such securities may be subject to abrupt and severe price declines. Due to this relative lack of liquidity, the Fund may have to accept a lower price. An inability to sell a portfolio position can adversely affect the Fund's value or prevent the Fund from being able to meet cash obligations or take advantage of other investment opportunities.

Exchange-Traded Fund Risk (Sector Rotation and International only). ETFs are investment companies, which may be managed or unmanaged, that generally seek to track the performance of a specific index. The value of ETFs can be expected to increase and decrease in value in proportion to increases and decreases in the indices that they are designed to track. The volatility of different index tracking stocks can be expected to vary in proportion to the volatility of the particular index they track. The ETFs in which the Fund invests may not be able to replicate exactly the performance of the indices they track because the total return generated by the securities will be reduced by transaction costs incurred in adjusting the actual balance of the securities. This may result in a loss. ETFs are traded similarly to stocks of individual companies. Although an ETF is designed to provide investment performance corresponding to its index, it may not be able to exactly replicate the performance of its index because of its operating expenses and other factors. ETFs may also trade at a discount or premium to their net asset value. In addition, ETFs have certain inherent risks generally associated with investments in a portfolio of securities, in which the ETF is invested, including the risk that the general level of stock prices may decline, thereby adversely affecting the value of each unit of the ETF. ETFs also involve the risk that an active trading market for an ETF's shares may not develop or be maintained. The Fund's investments in certain commodities-linked ETFs may be limited by tax considerations, including the Fund's intention to qualify annually as a regulated investment company under the Internal Revenue Code of 1986, as amended. ETFs in which the Fund invests are subject to investment advisory and other expenses, which will be indirectly paid by the Fund. As a result, the cost of investing in the Fund will be higher than the cost of investing directly in an ETF and may be higher than other mutual funds that invest directly in stocks and bonds.

ETF Structure Risk. The Fund is structured as an ETF and as a result is subject to special risks, including:

- *Not Individually Redeemable.* Shares are not individually redeemable to retail investors and may be redeemed by the ETF only to Authorized Participants at NAV in large blocks known as “Creation Units.” An Authorized Participant may incur brokerage costs purchasing enough Shares to constitute a Creation Unit.
- *Trading Issues.* An active trading market for Shares may not be developed or maintained. Trading in Shares on the Exchange may be halted due to market conditions or for reasons that, in the view of the Exchange, make trading in Shares inadvisable, such as extraordinary market volatility. There can be no assurance that Shares will continue to meet the listing requirements of the Exchange. If Shares are traded outside a collateralized settlement system, the number of financial institutions that can act as Authorized Participants that can post collateral on an agency basis is limited, which may limit the market for Shares.
- *Market Price Variance Risk.* The market prices of Shares will fluctuate in response to changes in NAV and supply and demand for Shares and will include a “bid-ask spread” charged by the exchange specialists, market makers or other participants that trade the particular security. There may be times when the market price and the NAV vary significantly. This means that Shares may trade at a discount to NAV.
 - In times of market stress, market makers may step away from their role market making in Shares and in executing trades, which can lead to differences between the market value of Shares and the Fund’s NAV.
 - To the extent Authorized Participants exit the business or are unable to process creations or redemptions and no other Authorized Participant can step in to do so, there may be a significantly reduced trading market in the Shares, which can lead to differences between the market value of Shares and the Fund’s NAV.
 - The market price for Shares may deviate from the Fund’s NAV, particularly during times of market stress, with the result that investors may pay significantly more or significantly less for Shares than the Fund’s NAV, which is reflected in the bid and ask prices for Shares or in the closing price.
 - When all or a portion of the Fund’s underlying securities trade in a market that is closed when the market for Shares is open, there may be changes from the last quote of the closed market and the quote from the Fund’s domestic trading day, which could lead to differences between the market value of the Shares and the Fund’s NAV.
 - In stressed market conditions, the market for Shares may become less liquid in response to the deteriorating liquidity of the Fund’s portfolio. This adverse effect on the liquidity of the Shares may, in turn, lead to differences between the market value of Shares and the Fund’s NAV.

Equity Risk. Equity securities are susceptible to general stock market fluctuations and to volatile increases and decreases in value. The equity securities held by the Fund may experience sudden, unpredictable drops in value or long periods of decline in value. This may occur because of factors affecting securities markets generally, the equity securities of a particular sector, or a particular company.

Fluctuation of Net Asset Value Risk. The NAV of Shares generally fluctuates with changes in the market value of the Fund’s holdings. The market prices of the Shares generally fluctuates in accordance with changes in NAV as well as the relative supply of and demand for the shares on the Exchange. The Adviser cannot predict whether Shares will trade below, at or above their NAV. Price differences may be due, in large part, to the fact that supply and demand forces at work in the secondary trading market for the shares will be closely related to, but not identical to, the same forces influencing the prices of the Fund’s holdings trading individually or in the aggregate at any point in time

Foreign Securities Risk (Sector Rotation and International only). The Fund could be subject to greater risks because the Fund’s performance may depend on issues other than the performance of a particular company or U.S. market sector. Changes in foreign economies and political climates are more likely to affect the Fund than a mutual fund that invests exclusively in U.S. companies. The value of foreign securities is also affected by the value of the local currency relative to the U.S. dollar. There may also be less government supervision of foreign markets, resulting in non-uniform accounting practices and less publicly available information. The values of foreign investments may be affected by changes in exchange control regulations, application of foreign tax laws (including withholding tax), changes in governmental administration or economic or monetary policy (in this country or abroad) or changed circumstances in dealings between nations. In addition, foreign brokerage commissions, custody fees and other costs of investing in foreign securities are generally higher than in the United States. Investments in foreign issues could be affected by other factors not present in the United States, including expropriation, armed conflict, confiscatory taxation, and potential difficulties in enforcing contractual obligations. As a result, the Fund may be exposed to greater risk and will be more dependent on the Adviser’s ability to assess such risk than if the Fund invested solely in more developed countries.

Fund of Funds Risk (Sector Rotation and International only). The ability of the Fund to meet its investment objective is directly related to the ability of the underlying funds in which it invests and their respective investment managers, to meet their investment objectives. Certain investment managers may be dependent upon a single individual or small group of individuals, the loss of which could adversely affect their success. There can be no assurance that any underlying fund will achieve its investment objectives.

Large Capitalization Securities Risk. The value of investments in larger companies may not rise as much as smaller companies, or larger companies may be unable to respond quickly to competitive challenges, such as changes in technology and consumer tastes.

Management Risk. The Adviser's reliance on its strategy and its judgments about the value and potential appreciation securities in which the Fund invests may prove to be incorrect, including the Adviser's tactical allocation of the Fund's portfolio among its investments. The ability of the Fund to meet its investment objective is directly related to the Adviser's proprietary investment process. The Adviser's assessment of the relative value of securities, their attractiveness and potential appreciation of particular investments in which the Fund invests may prove to be incorrect and there is no guarantee that the Adviser's investment strategy will produce the desired results.

Market and Geopolitical Risk. The increasing interconnectivity between global economies and financial markets increases the likelihood that events or conditions in one region or financial market may adversely impact issuers in a different country, region or financial market. Securities in the Fund's portfolio may underperform due to inflation (or expectations for inflation), interest rates, global demand for particular products or resources, natural disasters, climate-change and climate-related events, pandemics, epidemics, terrorism, tariffs and trade wars, international conflicts regulatory events and governmental or quasi-governmental actions. The occurrence of global events similar to those in recent years, such as terrorist attacks around the world, natural disasters, social and political discord or debt crises and downgrades, among others, may result in market volatility and may have long term effects on both the U.S. and global financial markets. It is difficult to predict when similar events affecting the U.S. or global financial markets may occur, the effects that such events may have and the duration of those effects. Any such event(s) could have a significant adverse impact on the value and risk profile of the Fund's portfolio. For example, the COVID-19 global pandemic had negative impacts, and in many cases severe negative impacts, on markets worldwide. It is not known how the impacts of the events described above would last, but there could be a prolonged period of global economic slowdown, which may impact your Fund investment. Therefore, the Fund could lose money over short periods due to short-term market movements and over longer periods during more prolonged market downturns. During a general market downturn, multiple asset classes may be negatively affected. Changes in market conditions and interest rates can have the same impact on all types of securities and instruments. In times of severe market disruptions you could lose your entire investment.

Options Risk. Written call and put options may limit the Fund's participation in equity market gains and may magnify the losses if the price of the written option instrument increases in value between the date when the Fund writes the option and the date on which the Fund purchases an offsetting position. The Fund will incur a loss as a result of a written options (also known as a short position) if the price of the written option instrument increases in value between the date when the Fund writes the option and the date on which the Fund purchases an offsetting position. Call options involve risks different from, or possibly greater than, the risks associated with investing directly in securities and other traditional investments. These risks include the risk of mispricing or improper valuation and the risk that changes in the value of the call option may not correlate perfectly with the underlying asset, rate or index. Although it is anticipated that the options traded will be actively traded, it is possible that particular investments might be difficult to purchase or sell, possibly preventing the Fund from executing positions at an advantageous time or price, or possibly requiring the Fund to dispose of other investments at unfavorable times or prices in order to satisfy its obligations.

- *Index Call Option Risk.* Because the exercise of index options is settled in cash, sellers of index call options, such as the Fund, cannot provide in advance for their potential settlement obligations by acquiring and holding the underlying securities. The Fund bears a risk that the value of the securities held by the Fund will vary from the value of the index and relative to the written index call option positions. Accordingly, the Fund may incur losses on the index call options that it has sold that exceed gains on other securities in its portfolio. The value of index options written by the Fund, which are priced daily, are affected by changes in the value of and dividend rates of the underlying common stocks in the index, changes in the actual or perceived volatility of the stock market and the remaining time to the options' expiration. The value of the index options also may be adversely affected if the market for the index options becomes less liquid or smaller.

As the writer of an index call option, the Fund foregoes, during the option's life, the opportunity to profit from increases in the market value of the index underlying the call option above the sum of the premium and the strike price of the option, but will retain the risk of loss should the market value of the index underlying the call option decline. The purchaser of the index call option has the right to any appreciation in the value of the underlying index over the exercise price upon the exercise of the call option or the expiration date.

- *Put Option Risk.* Options may be subject to volatile swings in price influenced by changes in the value of the underlying instrument. Although the Fund collects premiums on the options that it writes, the Fund's risk of loss if any of its options is exercised and expires in-the-money (i.e., the Fund, as the seller of puts, owes the buyer of the puts) may outweigh the gains to the Fund from the receipt of such option premiums. The potential return to the Fund is limited to the amount of option premiums it receives, while the Fund can potentially lose up to the entire strike price of each option it sells. The puts sold by the Fund may not perfectly correlate with the returns of their underlying stocks.

Sector Risk. The Fund will be subject to the risk that economic, political or other conditions that have a negative effect on these sectors may adversely affect the Fund to a greater extent than if the Fund's assets were invested in a wider variety of sectors or industries. If the Fund invests more heavily in a particular sector, the value of its shares may be especially sensitive to factors and economic risks that specifically affect that sector. As a result, the Fund's share price may fluctuate more widely than the value of shares of a fund that invests in a broader range of sectors. Additionally, some sectors could be subject to greater government regulation than other sectors. Therefore, changes in regulatory policies for those sectors may have a material effect on the value of securities issued by companies in those sectors. To the extent that the Fund's investments are significantly exposed to a particular sector, the Fund will be susceptible to loss due to adverse occurrences affecting that sector.

- *Information Technology Sector Risk (Thematic Innovation only).* Technology companies face intense competition, both domestically and internationally, which may have an adverse effect on profit margins. Technology companies may have limited product lines, markets, financial resources or personnel. The products of technology companies may face obsolescence due to rapid technological developments and frequent new product introduction, unpredictable changes in growth rates and competition for the services of qualified personnel. Companies in the technology sector are heavily dependent on patent and intellectual property rights. The loss or impairment of these rights may adversely affect the profitability of these companies.

Small and Medium Capitalization Securities Risk (Sector Rotation and Thematic Innovation only). The stocks of small and medium capitalization companies involve substantial risk. These companies may have limited product lines, markets or financial resources, and they may be dependent on a limited management group. Securities of these companies may be subject to more abrupt or erratic market movements than those of larger, more established companies or the market averages in general.

PORTFOLIO HOLDINGS DISCLOSURE: A description of the Funds' policies regarding the release of portfolio holdings information is available in the Funds' Statement of Additional Information ("SAI") and on the Adviser's website, www.mainmgtetfs.com.

OPERATIONAL AND CYBERSECURITY RISK: Fund operations, including business, financial, accounting, data processing systems or other operating systems and facilities may be disrupted, disabled or damaged as a result of a number of factors, including events that are wholly or partially beyond our control. For example, there could be electrical or telecommunications outages; degradation or loss of internet or web services; natural disasters, such as earthquakes, tornados and hurricanes; climate-change and climate-related events; disease pandemics; or events arising from local or larger scale political or social events, as well as terrorist acts.

The Funds are also subject to the risk of potential cyber incidents, which may include, but are not limited to, the harming of or unauthorized access to digital systems (for example, through "hacking" or infection by computer viruses or other malicious software code), denial-of-service attacks on websites, and the inadvertent or intentional release of confidential or proprietary information. Cyber incidents may, among other things, harm Fund operations, result in financial losses to a Fund and its shareholders, cause the release of confidential or highly restricted information, and result in regulatory penalties, reputational damage, and/or increased compliance, reimbursement or other compensation costs. Fund operations that may be disrupted or halted due to a cyber incident include trading, the processing of shareholder transactions, and the calculation of a Fund's NAV.

Issues affecting operating systems and facilities through cyber incidents, any of the scenarios described above, or other factors, may harm the Funds by affecting the Adviser, or other service providers, or issuers of securities in which a Fund invests. Although the Funds have business continuity plans and other safeguards in place, including what the Funds believe to be robust information security procedures and controls, there is no guarantee that these measures will prevent cyber incidents or prevent or ameliorate the effects of significant and widespread disruption to our physical infrastructure or operating systems. Furthermore, the Funds cannot directly control the security or other measures taken by unaffiliated service providers or the issuers of securities in which the Funds invest. Such risks at issuers of securities in which the Funds invest could result in material adverse consequences for such issuers and may cause a Fund's investment in such securities to lose value.

SECURITIES LENDING: To generate additional income, each Fund may lend its portfolio securities to qualified banks, broker-dealers and other financial institutions (referred to as “borrowers”), provided that: (i) the loan is continuously secured by collateral in cash, cash equivalents, bank letters of credit or U.S. government securities equal to at least 100% of the value of the loaned securities, and such collateral is valued, or “marked to market,” daily (borrowers are required to furnish additional collateral to the Fund as necessary to fully cover its obligations); (ii) the loan may be recalled at any time by the Fund and the loaned securities returned; (iii) the Fund will receive any interest, dividends or other distributions paid on the loaned securities; and (iv) the aggregate value of the loaned securities will not exceed 33 1/3% of the Fund’s total assets. A Fund generally retains part or all of the interest received on investment of the cash collateral or receives a fee from the borrower. While this practice will not impact a Fund’s principal investment strategy, it does subject the Fund to the securities lending risk described in this Prospectus.

Loans of securities involve a risk that the borrower may fail to return the securities or may fail to maintain the proper amount of collateral, which may result in a loss of money by a Fund or a delay in recovering the loaned securities. In addition, in the event of bankruptcy of the borrower, a Fund could experience delays in recovering the loaned securities or only recover cash or a security of equivalent value. Therefore, each Fund only enters into portfolio loans after a review of all pertinent factors by the Adviser under the oversight of the Board of Trustees, including the creditworthiness of the borrower and then only if the consideration to be received from such loans would justify the risk. Creditworthiness will be monitored on an ongoing basis by the Adviser. An attempt may be made to recall a loan in time to vote proxies if fund management has knowledge of a material vote with respect to the loaned securities and the matter involved would have a material effect on a Fund’s investment in the security. The costs of securities lending are not reflected in each Fund’s “Annual Fund Operating Expenses” table or “Example” above.

Securities Lending Risk. Each Fund may lend its portfolio securities to financial institutions under guidelines adopted by the Board of Trustees, including a requirement that the Fund receive cash collateral from the borrower equal to no less than 100% of the market value of the securities loaned. Each Fund may invest this cash collateral in high quality short-term debt obligations, government obligations, bank guarantees or money market mutual funds. Securities lending involves two primary risks: “investment risk” and “borrower default risk.” Investment risk is the risk that a Fund will lose money from the investment of the cash collateral. Borrower default risk is the risk that a Fund will lose money due to the failure of a borrower to return a borrowed security in a timely manner.

MANAGEMENT

Investment Adviser:

Main Management ETF Advisors, LLC, located at 601 California Street, Suite 300, San Francisco, CA 94108, serves as the Funds’ investment adviser (the “Adviser”). The Adviser is registered with the SEC as an investment adviser under the Investment Advisers Act of 1940, as amended. The Adviser is a Delaware limited liability corporation formed in 2017. The Adviser manages ETFs and, as of October 30, 2025, has approximately \$2.79 billion in assets under management.

Subject to the supervision of the Board of Trustees, the Adviser is responsible for managing each Fund’s investments, placing trade orders and providing related administrative services and facilities under an advisory agreement between the Funds and the Adviser (the “Investment Advisory Agreement”).

The management fee for Sector Rotation is 0.50% of its average net assets; the management fee for Thematic Innovation is 0.65% of its average net assets; and the management for International is 0.55% annually, each to be paid on a monthly basis. In addition to management fees, each Fund pays other expenses including costs incurred in connection with the maintenance of securities law registration, printing and mailing prospectuses and statements of additional information to shareholders, certain financial accounting services, taxes or governmental fees, custodial, transfer and shareholder servicing agent costs, expenses of outside counsel and independent accountants, preparation of shareholder reports and expenses of trustee and shareholder meetings. A discussion regarding the basis for the Board of Trustees’ most recent renewal of the Investment Advisory Agreement with respect to the Funds is available in Funds’ annual Form N-CSR dated October 31, 2025.

The Adviser has contractually agreed to reduce its fees and/or absorb expenses of Thematic Innovation until at least February 28, 2031 to ensure that total annual fund operating expenses after fee waiver and/or reimbursement excluding (i) any front-end or contingent deferred loads; (ii) brokerage fees and commissions; (iii) acquired fund fees and expenses; (iv) fees and expenses associated with investments in other collective investment vehicles not registered under the 1940 Act or derivative instruments (including for example option and swap fees and expenses); (v) borrowing costs (such as interest and dividend expense on securities sold short); (vi) taxes; and (vii) extraordinary expenses, such as litigation expenses (which may include indemnification of Fund officers and Trustees, contractual indemnification of Fund service providers (other than the Adviser)) will not exceed 0.99% of the average daily net assets for Thematic Innovation; subject to possible recoupment from the Thematic Innovation in future years on a rolling three-year basis (within the three years after the fees have been waived or reimbursed) if such recoupment can be achieved within the lesser of the expense limitation in place at the time of the waiver and the expense limitation in place at the time of recapture.

The Adviser has contractually agreed to reduce its fees and/or absorb expenses of Sector Rotation until February 28, 2031, and International until at least February 28, 2027, to ensure that total annual fund operating expenses after fee waiver and/or reimbursement excluding (i) any front-end or contingent deferred loads; (ii) brokerage fees and commissions; (iii) fees and expenses associated with investments in other collective investment vehicles not registered under the 1940 Act, as amended, or derivative instruments (including for example option and swap fees and expenses); (iv) borrowing costs (such as interest and dividend expense on securities sold short); (v) taxes; and (vi) extraordinary expenses, such as litigation expenses (which may include indemnification of Fund officers and Trustees, contractual indemnification of Fund service providers (other than the Adviser)) will not exceed 0.65% of the average daily net assets for Sector Rotation and 0.74% of the average daily net assets for International, subject to possible recoupment from the relevant Fund in future years on a rolling three-year basis (within the three years after the fees have been waived or reimbursed) if such recoupment can be achieved within the lesser of the relevant Fund's expense limitation in place at the time of the waiver and the relevant Fund's expense limitation in place at the time of recapture. Further, the Adviser agrees to pay that portion of Sector Rotation's and International's acquired fund fees and expenses necessary to limit Sector Rotation's current operating expenses plus acquired fund fees and expenses to no more than 0.74% of Sector Rotation's average daily net assets and no more than 0.91% of International's average daily net assets.

The expense limitation agreements may not be terminated during the time periods above without prior approval of the Board of Trustees on 60 days' written notice to the Adviser. Fee waiver and reimbursement arrangements can decrease a Fund's expenses and boost its performance.

During the fiscal year ended October 31, 2025, each Fund paid an aggregate of the percentage shown below of its average net assets to the Adviser (after fee waivers and recapture, as applicable):

Fund	Net Management Fee Received After Waivers/Recapture
Sector Rotation	0.50%
Thematic Innovation	0.65%
International	0.55%

Portfolio Managers:

Kim D. Arthur, Chief Executive Officer of the Adviser, James W. Concidine, Chief Risk Officer of the Adviser, J. Richard Fredericks, Managing Director of the Adviser, Alex Varner, Director of Research of the Adviser, and Darol Ryan, Managing Partner of the Adviser, are primarily responsible for the day-to-day management of Sector Rotation. Mr. Arthur, Mr. Concidine, and Mr. Fredericks have served Sector Rotation as portfolio managers since it commenced operation in 2017; Mr. Varner has served as portfolio manager since December 2021; and Mr. Ryan has served as portfolio manager since December 2024.

Mr. Arthur, Mr. Concidine, Mr. Fredericks, Mr. Varner and Mr. Ryan are primarily responsible for the day-to-day management of Thematic Innovation and International. Mr. Arthur, Mr. Concidine, Mr. Fredericks and Mr. Varner have served as the portfolio managers of Thematic Innovation and International since they commenced operations in 2021 and 2022, respectively. Mr. Ryan has served as portfolio manager of each Fund since December 2024.

Kim D. Arthur. Mr. Arthur is a founding partner of Main Management, LLC, the Adviser's parent company. He has served as CEO of Main Management, LLC since 2002 and as CEO and portfolio manager of the Adviser since 2017. In 2009 he was recognized by Institutional Investor Magazine as a "Rising Star" of Foundations and Endowments. Mr. Arthur began his financial career in 1987 in institutional sales marketing U.S. equities to Japanese institutions. He was promoted to managing director of institutional sales, and advanced to the transitional head of International Sales for Banc of America Securities. Mr. Arthur has also led an institutional sales and trading department overseeing 60 sales traders in 6 cities, managed the equity product marketing team, and served on the Investment Policy Committee and the Executive Management Committee at Banc of America Securities.

James W. Concidine. Mr. Concidine is a founding partner of Main Management, LLC. He currently serves as a Managing Director of the Adviser and is a member of the Investment Committee. Mr. Concidine began his career in the financial services industry in 1970 as a stock broker working with retail clients from 1970-1978. When the Cboe opened in April 1973, he began to specialize in conservative covered call writing strategies, and worked in institutional sales where he was responsible for U.S. equity sales to institutional accounts in the United Kingdom. Mr. Concidine led an International Institutional Sales Team. Since 1995, he has served as chief investment officer for a sizeable San Francisco family office where his duties include manager selection and asset allocation.

J. Richard Fredericks. Ambassador J. Richard Fredericks is a founding partner of Main Management, LLC. He currently serves as a Managing Director and is a member of the Investment Committee. He began his career with Dean Witter in 1970 as a securities analyst. In 1977, he joined Montgomery Securities (now Banc of America Securities) as a partner and later Senior Managing Director in Investment Research, covering the banking and financial service area. For 17 consecutive years, Mr. Fredericks was chosen by Institutional Investor Magazine as an “All-American” Research Analyst, covering the commercial banking industry. In 1995, Mr. Fredericks formally changed roles to oversee the firm’s investment banking effort for the financial industry. Mr. Fredericks served as United States Ambassador to both Switzerland and Liechtenstein from 1999 to 2001. Mr. Fredericks currently is on The Library of Congress Trust Fund Board; the Board of Directors of Cadence Bancorp LLC; the Advisory Board of Financial Technology Ventures; the Board of Chambers & Chambers Wine Merchants; and as a grower and Board Member for Turley Wine Cellars.

Alex Varner. Mr. Varner is the Director of Research at Main Management, LLC where his focus includes generating a variety of analytical reports for the firm’s Investment Committee. He interned with Main Management, LLC during the summer of 2011 while working towards his MBA from UNC’s Kenan-Flagler Business School, with a concentration in Investment Management, which was attained in May 2012. He grew up in San Rafael, California and received a Bachelor of Arts degree from Davidson College. Prior to business school, Mr. Varner worked as a paralegal for the global capital markets, M&A team at the law firm of Hunton & Williams LLP and as part of the operations team at Lateef Investment Management.

Darol Ryan. Mr. Ryan joined Main Management, LLC in 2019, overseeing the Institutional Advisor business. Prior to joining Main Management, LLC he enjoyed a long career at some of the largest investment banks on Wall Street, including Bank of America and JP Morgan. He ran the Derivatives Import Business for Morgan Stanley (focusing much time on European clients) from New York and then went on to run Asia Derivatives for them in Hong Kong. Mr. Ryan started his career with Kim Arthur in 2001 at Banc of America Securities. Born in Houston, Texas, Mr. Ryan received his Bachelor of Arts at University of California at Berkeley while also taking Mandarin courses at Middlebury College. He also attended summer programs at Stanford and Oxford.

The portfolio managers are supported by other members of the Adviser’s investment team who provide research, analysis and trading support.

The SAI provides additional information about the portfolio managers’ compensation, other accounts managed and ownership of Fund shares.

HOW SHARES ARE PRICED

Shares of each Fund are bought and sold at a price in two different ways depending upon the type of investor.

All investors including retail investors and Authorized Participants may buy and sell Shares in secondary market transactions through brokers at market prices and the Shares will trade at market prices.

Only Authorized Participants may buy and redeem Shares from a Fund directly and those transactions are effected at the Fund’s NAV.

The NAV of each Fund is determined at the close of regular trading (normally 4:00 p.m. Eastern Time) on each day the Exchange is open for business. NAV is computed by determining, the aggregate market value of all assets of a Fund, less its liabilities, divided by the total number of Shares outstanding ((assets-liabilities)/number of Shares = NAV). The Exchange is closed on weekends and New Year’s Day, Martin Luther King, Jr. Day, Presidents’ Day, Good Friday, Memorial Day, Juneteenth National Independence Day, Independence Day, Labor Day, Thanksgiving Day and Christmas Day (“Exchange Close”). The NAV takes into account, the expenses and fees of a Fund, including management, administration, and distribution fees, which are accrued daily. The determination of NAV for a Fund for a particular day is applicable to all applications for the purchase of Shares, as well as all requests for the redemption of shares, received by the Fund (or an authorized broker or agent, or its authorized designee) before the close of trading on the Exchange on that day.

Generally, each Fund’s portfolio securities, including securities issued by ETFs, are valued each day at the last quoted sales price on each security’s primary exchange. Securities traded or dealt in upon one or more securities exchanges (whether domestic or foreign) for which market quotations are readily available and not subject to restrictions against resale shall be valued at the last quoted sales price on the primary exchange or, in the absence of a sale on the primary exchange, at the mean between the current bid and ask prices on such exchange. Securities primarily traded in the National Association of Securities Dealers’ Automated Quotation System (“NASDAQ”) National Market System for which market quotations are readily available shall be valued using the NASDAQ Official Closing Price. Securities that are not traded or dealt in any securities exchange (whether domestic or foreign) and for which over-the-counter market quotations are readily available generally shall be valued at the last sale price or, in the absence of a sale, at the mean between the current bid and ask prices on such over-the-counter market. Debt securities not traded on an exchange may be valued at prices supplied by a pricing agent(s) based on broker or dealer supplied valuations or matrix pricing, a method of valuing securities by reference to the value of other securities with similar characteristics, such as rating, interest rate and maturity.

If market quotations are not readily available, securities are valued at their fair market value as determined using the “fair value” procedures approved by the Board of Trustees. Fair value pricing involves subjective judgement and it is possible that the fair value determined for a security may be materially different than the value that could be realized upon the sale of that security. The fair value prices can differ from market prices when they become available or when a price becomes available. The Board of Trustees has designated the Adviser as its “Valuation Designee” to execute these procedures. The Valuation Designee may enlist third party consultants such as a valuation specialist at a public accounting firm, valuation consultant or financial officer of a security issuer on an as-needed basis to assist the Valuation Designee in determining a security-specific fair value. The Board of Trustees is responsible for reviewing and approving fair value methodologies utilized by the Valuation Designee at least quarterly, which approval shall be based upon whether the Valuation Designee followed the valuation procedures established by the Board of Trustees.

A Fund may use independent pricing services to assist in calculating the value of the Fund’s portfolio securities. In addition, market prices for foreign securities are not determined at the same time of day as the NAV for a Fund. Because each Fund may invest in underlying ETFs which hold portfolio securities primarily listed on foreign exchanges, and these exchanges may trade on weekends or other days when the underlying ETFs do not price their shares, the value of some of the Fund’s portfolio securities may change on days when you may not be able to buy or sell Fund shares.

In computing NAV, the Fund values foreign securities held by the Fund at the latest closing price on the exchange in which they are traded immediately prior to closing of the Exchange. Prices of foreign securities quoted in foreign currencies are translated into U.S. dollars at current rates. If events materially affecting the value of a security in the Fund’s portfolio, particularly foreign securities, occur after the close of trading on a foreign market but before the Fund prices its shares, the security will be valued at fair value. For example, if trading in a portfolio security is halted and does not resume before the Fund calculates its NAV, the Adviser may need to price the security using the Fund’s fair value pricing guidelines. Without a fair value price, short-term traders could take advantage of the arbitrage opportunity and dilute the NAV of long-term investors. Fair valuation of the Fund’s portfolio securities can serve to reduce arbitrage opportunities available to short-term traders, but there is no assurance that fair value pricing policies will prevent dilution of the Fund’s NAV by short term traders. The determination of fair value involves subjective judgments. As a result, using fair value to price a security may result in a price materially different from the prices used by other ETFs to determine NAV, or from the price that may be realized upon the actual sale of the security.

With respect to any portion of the Fund’s assets that are invested in one or more mutual funds registered under the 1940 Act, the Fund’s NAV is calculated based upon the NAVs of those mutual funds, and the prospectuses for these companies explain the circumstances under which those companies will use fair value pricing and the effects of using fair value pricing.

HOW TO BUY AND SELL SHARES

Shares of Sector Rotation are listed for trading on the Exchange under the symbol SECT; shares of Thematic Innovation are listed for trading on the Exchange under the symbol TMAT; and shares of International are listed for trading on the Exchange under the symbol INTL. Share prices are reported in dollars and cents per Share. Shares can be bought and sold on the secondary market throughout the trading day like other publicly traded shares and Shares typically trade in blocks of less than a Creation Unit. There is no minimum investment required. Shares may only be purchased and sold on the secondary market when the Exchange is open for trading. The Exchange is open for trading Monday through Friday and is closed on weekends and the following holidays, as observed: New Year’s Day, Martin Luther King, Jr. Day, Presidents’ Day, Good Friday, Memorial Day, Juneteenth National Independence Day, Independence Day, Labor Day, Thanksgiving Day and Christmas Day. When buying or selling Shares through a broker, you will incur customary brokerage commissions and charges, and you may pay some or all of the spread between the bid and the offered price in the secondary market on each leg of a round trip (purchase and sale) transaction.

Only Authorized Participants may buy and redeem Shares from a Fund directly and those transactions are effected at the Fund’s NAV. Prior to trading in the secondary market, shares of a Fund are “created” at NAV by market makers, large investors and institutions only in block-size Creation Units or multiples thereof. Each Authorized Participant has entered into an agreement with the Funds’ distributor. Each Authorized Participant is a member or participant of a clearing agency registered with the SEC, which has a written agreement with a Fund or one of its service providers that allows such member or participant to place orders for the purchase and redemption of Creation Units.

A creation transaction, which is subject to acceptance by the Distributor and the relevant Fund, generally takes place when an Authorized Participant deposits into the Fund a designated portfolio of securities, assets or other positions (a “creation basket”), and an amount of cash (including any cash representing the value of substituted securities, assets or other positions), if any, which together approximate the holdings of the Fund in exchange for a specified number of Creation Units. Similarly, shares can be redeemed only in Creation Units, generally for a designated portfolio of securities, assets or other positions (a “redemption basket”) held by the Fund and an amount of cash (including any portion of such securities for which cash may be substituted). A Fund may substitute cash for any Fund Security and Creation Units may be redeemed for a substantial portion of cash. Except when aggregated in Creation Units, shares are not redeemable by the Fund. Creation and redemption baskets may differ and the Fund will accept “custom baskets.” Authorized Participants may create or redeem Creation Units for their own accounts or for customers, including, without limitation, affiliates of the Funds.

The prices at which creations and redemptions occur are based on the next calculation of NAV after a creation or redemption order is received in an acceptable form under the authorized participant agreement.

In the event of a system failure or other interruption, including disruptions at market makers or Authorized Participants, orders to purchase or redeem Creation Units either may not be executed according to a Fund's instructions or may not be executed at all, or the Fund may not be able to place or change orders.

To the extent a Fund engages in in-kind transactions, the Fund intends to comply with the U.S. federal securities laws in accepting securities for deposit and satisfying redemptions with redemption securities by, among other means, assuring that any securities accepted for deposit and any securities used to satisfy redemption requests will be sold in transactions that would be exempt from registration under the Securities Act of 1933, as amended (the "1933 Act"). Further, an Authorized Participant that is not a "qualified institutional buyer," as such term is defined in Rule 144A under the 1933 Act, will not be able to receive restricted securities eligible for resale under Rule 144A.

Creations and redemptions must be made through a firm that is either a member of the Continuous Net Settlement System of the National Securities Clearing Corporation or a Depository Trust Company ("DTC") participant that has executed an agreement with the Distributor with respect to creations and redemptions of Creation Unit aggregations. Information about the procedures regarding creation and redemption of Creation Units (including the cut-off times for receipt of creation and redemption orders) is included in the Funds' SAI.

Because new shares may be created and issued on an ongoing basis, at any point during the life of a Fund a "distribution," as such term is used in the 1933 Act, may be occurring. Broker-dealers and other persons are cautioned that some activities on their part may, depending on the circumstances, result in their being deemed participants in a distribution in a manner that could render them statutory underwriters subject to the prospectus delivery and liability provisions of the 1933 Act. Any determination of whether one is an underwriter must take into account all the relevant facts and circumstances of each particular case.

Broker-dealers should also note that dealers who are not "underwriters" but are participating in a distribution (as contrasted to ordinary secondary transactions), and thus dealing with shares that are part of an "unsold allotment" within the meaning of Section 4(a)(3)(C) of the 1933 Act, would be unable to take advantage of the prospectus delivery exemption provided by Section 4(a)(3) of the 1933 Act. For delivery of prospectuses to exchange members, the prospectus delivery mechanism of Rule 153 under the 1933 Act is available only with respect to transactions on a national securities exchange.

Each Fund may liquidate and terminate at any time without shareholder approval.

Premium/Discount Information

Investors other than Authorized Participants will buy and sell Shares in secondary market transactions through brokers at market prices and the Shares will trade at market prices. The market price of Shares may be greater than, equal to, or less than NAV. Market forces of supply and demand, economic conditions and other factors may affect the trading prices of Shares.

Book Entry

Shares are held in book entry form, which means that no stock certificates are issued. DTC or its nominee is the record owner of all outstanding Shares and is recognized as the owner of all Shares for all purposes.

Investors owning Shares are beneficial owners as shown on the records of DTC or its participants. DTC serves as the securities depository for all Shares. Participants in DTC include securities brokers and dealers, banks, trust companies, clearing corporations and other institutions that directly or indirectly maintain a custodial relationship with DTC. As a beneficial owner of Shares, you are not entitled to receive physical delivery of stock certificates or to have Shares registered in your name, and you are not considered a registered owner of Shares. Therefore, to exercise any right as an owner of Shares, you must rely upon the procedures of DTC and its participants. These procedures are the same as those that apply to any other securities that you hold in book entry or "street name" form.

FREQUENT PURCHASES AND REDEMPTIONS OF FUND SHARES

The Board of Trustees has not adopted a policy of monitoring for other frequent trading activity because Shares are listed for trading on a national securities exchange.

DISTRIBUTION AND SERVICE PLAN

The Funds have adopted a distribution and service plan (“Plan”) pursuant to Rule 12b-1 under the 1940 Act. Under the Plan, each Fund is authorized to pay distribution fees to the distributor and other firms that provide distribution and shareholder services (“Service Providers”). If a Service Provider provides these services, each Fund may pay fees at an annual rate not to exceed 0.25% of its average daily net assets, pursuant to Rule 12b-1 under the 1940 Act.

No distribution or service fees are currently paid by the Funds and will not be paid by the Funds unless authorized by the Board of Trustees. There are no current plans to impose these fees. In the event Rule 12b-1 fees were charged, over time they would increase the cost of an investment in the Funds.

DIVIDENDS, OTHER DISTRIBUTIONS AND TAXES

Shares are traded throughout the day in the secondary market on a national securities exchange on an intra-day basis and are created and redeemed in-kind and/or for cash in Creation Units at each day’s next calculated NAV. In-kind arrangements are designed to protect ongoing shareholders from the adverse effects on a Fund’s portfolio that could arise from frequent cash redemption transactions. In a conventional mutual fund, redemptions can have an adverse tax impact on taxable shareholders if the mutual fund needs to sell portfolio securities to obtain cash to meet net fund redemptions. These sales may generate taxable gains for the ongoing shareholders of the mutual fund, whereas the Shares’ in-kind redemption mechanism generally will not lead to a tax event for a Fund or its ongoing shareholders.

Ordinarily, dividends from net investment income, if any, are declared and paid quarterly by Sector Rotation, semi-annually by Thematic Innovation and semi-annually by International. Each Fund distributes its net realized capital gains, if any, to shareholders annually. Each Fund may also pay a special distribution at the end of a calendar year to comply with federal tax requirements.

No dividend reinvestment service is provided by the Funds. Broker-dealers may make available the DTC book-entry Dividend Reinvestment Service for use by beneficial owners of the Funds for reinvestment of their dividend distributions. Beneficial owners should contact their broker to determine the availability and costs of the service and the details of participation therein. Brokers may require beneficial owners to adhere to specific procedures and timetables. If this service is available and used, dividend distributions of both income and realized gains will be automatically reinvested in additional whole Shares purchased in the secondary market.

Distributions in cash may be reinvested automatically in additional whole Shares only if the broker through whom you purchased Shares makes such option available.

Taxes

As with any investment, you should consider how your investment in Shares will be taxed. The tax information in this prospectus is provided as general information. You should consult your own tax professional about the tax consequences of an investment in Shares.

Unless your investment in Shares is made through a tax-exempt entity or tax-deferred retirement account, such as an individual retirement account, you need to be aware of the possible tax consequences when:

- A Fund makes distributions,
- You sell your Shares listed on the Exchange, and
- You purchase or redeem Creation Units.

Taxes on Distributions

Distributions from each Fund’s net investment income, including net short-term capital gains, if any, are taxable to you as ordinary income, except that the Fund’s dividends attributable to its “qualified dividend income” (*i.e.*, dividends received on stock of most domestic and certain foreign corporations with respect to which the Fund satisfies certain holding period and other restrictions), if any, generally are subject to federal income tax for non-corporate shareholders who satisfy those restrictions with respect to their Shares at the rate for net capital gain. A part of a Fund’s dividends also may be eligible for the dividends-received deduction allowed to corporations – the eligible portion may not exceed the aggregate dividends the Fund receives from domestic corporations subject to federal income tax (excluding REITs) and excludes dividends from foreign corporations – subject to similar restrictions. However, dividends a corporate shareholder deducts pursuant to that deduction are subject indirectly to the federal alternative minimum tax.

In general, your distributions are subject to federal income tax when they are paid, whether you take them in cash or reinvest them in a Fund (if that option is available). Distributions reinvested in additional Shares through the means of a dividend reinvestment service, if available, will be taxable to shareholders acquiring the additional Shares to the same extent as if such distributions had been received in cash. Distributions of net long-term capital gains, if any, in excess of net short-term capital losses are taxable as long-term capital gains, regardless of how long you have held Shares.

Distributions in excess of a Fund's current and accumulated earnings and profits are treated as a tax-free return of capital to the extent of your basis in Shares and as capital gain thereafter. A distribution will reduce the Fund's NAV per Share and may be taxable to you as ordinary income or capital gain (as described above) even though, from an investment standpoint, the distribution may constitute a return of capital.

If you are a resident or a citizen of the U.S., by law, backup withholding at a 24% rate will apply to your distributions and proceeds if you have not provided a taxpayer identification number or social security number and made other required certifications.

Taxes on Exchange-Listed Share Sales

Any capital gain or loss realized upon a sale of Shares is generally treated as long-term capital gain or loss if the Shares have been held for more than one year and as short-term capital gain or loss if the Shares have been held for one year or less. The ability to deduct capital losses from sales of Shares may be limited.

Taxes on Purchase and Redemption of Creation Units

An Authorized Participant who exchanges securities for Creation Units generally will recognize a gain or a loss equal to the difference between the market value of the Creation Units at the time of the exchange and the sum of the exchanger's aggregate basis in the securities surrendered plus the deposit of any specified cash payment (the "Cash Component") it pays. An Authorized Participant who exchanges Creation Units for securities will generally recognize a gain or loss equal to the difference between the exchanger's basis in the Creation Units and the sum of the aggregate market value of the securities received plus any cash equal to the difference between the NAV of the Shares being redeemed and the value of the securities. The Internal Revenue Service ("IRS"), however, may assert that a loss realized upon an exchange of securities for Creation Units cannot be deducted currently under the rules governing "wash sales" or for other reasons. Persons exchanging securities should consult their own tax advisor with respect to whether wash sale rules apply and when a loss might be deductible.

Any capital gain or loss realized upon redemption of Creation Units is generally treated as long-term capital gain or loss if the Shares have been held for more than one year and as short-term capital gain or loss if the Shares have been held for one year or less.

If an Authorized Participant purchases or redeems Creation Units, the Authorized Participant will be sent a confirmation statement showing how many Shares it purchased or sold and at what price. See "Tax Status" in the SAI for a description of the newly effective requirement regarding basis determination methods applicable to Share redemptions and the Funds' obligation to report basis information to the IRS.

The foregoing discussion summarizes some of the possible consequences under current federal tax law of an investment in a Fund. It is not a substitute for personal tax advice. Consult your personal tax advisor about the potential tax consequences of an investment in the Shares under all applicable tax laws. See "Tax Status" in the SAI for more information.

FUND SERVICE PROVIDERS

Ultimus Fund Solutions, LLC is the Funds' administrator and fund accountant. It has its principal office at 225 Pictoria Drive, Suite 450, Cincinnati, OH 45246, and is primarily in the business of providing administrative, fund accounting and transfer agent services to retail and institutional mutual funds. It is an affiliate of Northern Lights Distributors, LLC.

State Street Bank and Trust Company, One Lincoln Street, Boston, MA 02111, is the Funds' transfer agent and custodian.

Northern Lights Distributors, LLC (the "Distributor"), 4221 North 203rd Street, Suite 100, Elkhorn, NE 68022-3474, is the distributor for the shares of the Funds. The Distributor is a registered broker-dealer and member of the Financial Industry Regulatory Authority, Inc.

Thompson Hine LLP, 41 South High Street, Suite 1700, Columbus, OH 43215, serves as legal counsel to the Trust.

Cohen & Company, Ltd., 1835 Market Street, Suite 310, Philadelphia, PA 19103, serves as the Funds' independent registered public accounting firm. The independent registered public accounting firm is responsible for auditing the annual financial statements of the Funds.

OTHER INFORMATION

Continuous Offering

The method by which Creation Units of Shares are created and traded may raise certain issues under applicable securities laws. Because new Creation Units of Shares are issued and sold by a Fund on an ongoing basis, a “distribution,” as such term is used in the 1933 Act, may occur at any point. Broker-dealers and other persons are cautioned that some activities on their part may, depending on the circumstances, result in their being deemed participants in a distribution in a manner which could render them statutory underwriters and subject them to the prospectus delivery requirement and liability provisions of the 1933 Act.

For example, a broker-dealer firm or its client may be deemed a statutory underwriter if it takes Creation Units after placing an order with the Distributor, breaks them down into constituent Shares and sells Shares directly to customers or if it chooses to couple the creation of a supply of new Shares with an active selling effort involving solicitation of secondary market demand for Shares. A determination of whether one is an underwriter for purposes of the 1933 Act must take into account all the facts and circumstances pertaining to the activities of the broker-dealer or its client in the particular case, and the examples mentioned above should not be considered a complete description of all the activities that could lead to a characterization as an underwriter.

Broker-dealer firms should also note that dealers who are not “underwriters” but are affecting transactions in Shares, whether or not participating in the distribution of Shares, are generally required to deliver a prospectus. This is because the prospectus delivery exemption in Section 4(3) of the 1933 Act is not available in respect of such transactions as a result of Section 24(d) of the 1940 Act. As a result, broker-dealer firms should note that dealers who are not “underwriters” but are participating in a distribution (as contrasted with engaging in ordinary secondary market transactions) and thus dealing with the Shares that are part of an overallotment within the meaning of Section 4(3)(c) of the 1933 Act, will be unable to take advantage of the prospectus delivery exemption provided by Section 4(3) of the 1933 Act. For delivery of prospectuses to exchange members, the prospectus delivery mechanism of Rule 153 under the 1933 Act is only available with respect to transactions on a national exchange.

Dealers effecting transactions in Shares, whether or not participating in this distribution, are generally required to deliver a prospectus. This is in addition to any obligation of dealers to deliver a prospectus when acting as underwriters.

FINANCIAL HIGHLIGHTS

The following tables are intended to help you better understand each Fund's financial performance for the past 5 years or since its inception. Certain information reflects financial results for a single Fund share. Total return represents the rate you would have earned (or lost) on an investment in a Fund, assuming reinvestment of all dividends and distributions. This information has been audited by Cohen & Company, Ltd., an independent registered public accounting firm, whose report, along with the Funds' financial statements, is included in the annual Form N-CSR, which is available upon request.

MAIN SECTOR ROTATION ETF FINANCIAL HIGHLIGHTS

Per Share Data and Ratios for a Share of Beneficial Interest Outstanding Throughout Each Year/Period

	For the Year Ended October 31, 2025	For the Year Ended October 31, 2024	For the Year Ended October 31, 2023	For the Year Ended October 31, 2022	For the Period* Ended October 31, 2021	For the Year Ended May 31, 2021
Net asset value, beginning of year/period	\$ 53.22	\$ 40.93	\$ 38.91	\$ 43.23	\$ 40.42	\$ 27.72
Income from investment operations:						
Net investment income ^(1,6)	0.21	0.26	0.42	0.35	0.15	0.24
Net realized and unrealized gain (loss) on investments	11.30	12.23	1.97	(4.40)	2.77	12.83
Total from investment operations	11.51	12.49	2.39	(4.05)	2.92	13.07
Less distributions from:						
Net investment income	(0.30)	(0.20)	(0.37)	(0.27)	(0.11)	(0.37)
Net realized gains	—	—	—	—	—	—
Total distributions	(0.30)	(0.20)	(0.37)	(0.27)	(0.11)	(0.37)
Net asset value, end of year/period	\$ 64.43	\$ 53.22	\$ 40.93	\$ 38.91	\$ 43.23	\$ 40.42
Market price, end of year/period	64.42	53.25	40.97	38.91	43.20	40.46
Total return ⁽²⁾	21.69%	30.56%	6.16%	(9.37)%	7.25% ⁽³⁾	47.61%
Net assets, at end of year/period (000s)	\$ 2,412,726	\$ 1,859,935	\$ 1,219,733	\$ 963,076	\$ 1,020,289	\$ 871,097
Ratio of expenses to average net assets ⁽⁵⁾	0.56%	0.66% ⁽⁸⁾	0.57%	0.58%	0.57% ⁽⁴⁾	0.59%
Ratio of net investment income to average net assets ⁽⁶⁾	0.38%	0.53% ⁽⁸⁾	1.00%	0.86%	0.88% ⁽⁴⁾	0.69%
Portfolio Turnover Rate ⁽⁷⁾	23%	22%	33%	48%	0% ⁽³⁾	27%

(1) Per share amounts calculated using the average shares method, which more appropriately presents the per share data for the period.

(2) Total returns are historical in nature and assume changes in share price, reinvestment of all dividends and distributions, if any.

(3) Not annualized.

(4) Annualized.

(5) Does not include the expenses of other investment companies in which the Fund invests.

(6) Recognition of investment income by the Fund is affected by the timing and declaration of dividends by the underlying investment companies in which the Fund invests.

(7) Portfolio turnover rate excludes portfolio securities received or delivered as a result of processing capital share transactions in Creation Units.

(8) Includes interest expense. Excluding interest expense, the following ratios would have been:

Ratio of expenses to average net assets ⁽⁵⁾	N/A	0.57%	N/A	N/A	N/A	N/A
Ratio of net investment income to average net assets ⁽⁶⁾	N/A	0.62%	N/A	N/A	N/A	N/A

* For the period June 1, 2021 to October 31, 2021.

MAIN THEMATIC INNOVATION ETF FINANCIAL HIGHLIGHTS

Per Share Data and Ratios for a Share of Beneficial Interest Outstanding Throughout Each Year/Period

	For the Year Ended October 31, 2025	For the Year Ended October 31, 2024	For the Year Ended October 31, 2023	For the Year Ended October 31, 2022	For the Period* Ended October 31, 2021	For the Period Ended May 31, 2021 ⁽¹⁾
Net asset value, beginning of year/period	\$ 18.00	\$ 12.82	\$ 12.38	\$ 23.68	\$ 23.05	\$ 25.00
Income from investment operations:						
Net investment income (loss) ⁽²⁾	(0.07)	0.01 ⁽⁸⁾	0.00 ^(3,8)	(0.00) ^(3,8)	0.00 ^(3,8)	(0.06) ⁽⁸⁾
Net realized and unrealized gain (loss) on investments	10.59	5.17	0.48 ⁽¹⁰⁾	(11.28)	0.65	(1.89)
Total from investment operations	10.52	5.18	0.48	(11.28)	0.65	(1.95)
Less distributions from:						
Net investment income	—	—	(0.04)	(0.02)	—	—
Return of capital	—	—	—	—	(0.02)	—
Total distributions	—	—	(0.04)	(0.02)	(0.02)	—
Net asset value, end of year/period	\$ 28.52	\$ 18.00	\$ 12.82	\$ 12.38	\$ 23.68	\$ 23.05
Market price, end of year/period	\$ 28.55	\$ 18.01	\$ 12.84	\$ 12.38	\$ 23.65	\$ 23.04
Total return ⁽⁴⁾	58.44%	40.41%	3.88%	(47.66)%	2.82% ⁽⁵⁾	(7.80)% ⁽⁵⁾
Net assets, at end of year/period (000s)	\$ 226,147	\$ 140,005	\$ 83,088	\$ 53,602	\$ 84,522	\$ 68,918
Ratio of expenses to average net assets ⁽⁷⁾	0.82%	0.85%	0.94%	0.96%	0.87% ⁽⁶⁾	0.86% ⁽⁶⁾
Ratio of net investment income (loss) to average net assets	(0.30)%	0.05% ⁽⁸⁾	0.03% ⁽⁸⁾	(0.00)% ⁽⁸⁾	0.02% ^(6,8)	(0.72)% ^(6,8)
Portfolio Turnover Rate ⁽⁹⁾	5%	39%	52%	43%	34% ⁽⁵⁾	60% ⁽⁵⁾

(1) The Main Thematic Innovation ETF commenced operations on January 28, 2021.

(2) Per share amounts calculated using the average shares method, which more appropriately presents the per share data for the period.

(3) Represents amount less than 0.005.

(4) Total returns are historical in nature and assume changes in share price, reinvestment of all dividends and distributions, if any.

(5) Not annualized.

(6) Annualized.

(7) Does not include the expenses of other investment companies in which the Fund invests.

(8) Recognition of investment income by the Fund is affected by the timing and declaration of dividends by the underlying investment companies in which the Fund invests.

(9) Portfolio turnover rate excludes portfolio securities received or delivered as a result of processing capital share transactions in Creation Units.)

(10) Net realized and unrealized gain/(loss) on investments per share are balancing amounts necessary to reconcile the change in net asset value per share for the period, and may not reconcile with aggregate gains/(losses) in the statements of operations due to the share transactions for the period.

* For the period June 1, 2021 to October 31, 2021.

MAIN INTERNATIONAL ETF FINANCIAL HIGHLIGHTS

Per Share Data and Ratios for a Share of Beneficial Interest Outstanding Throughout Each Year/Period

	For the Year Ended October 31, 2025	For the Year Ended October 31, 2024	For the Period Ended October 31, 2023 ⁽¹⁾
Net asset value, beginning of year/period	\$ 22.87	\$ 19.34	\$ 20.00
Income from investment operations:			
Net investment income ^(2,7)	0.50	0.68	0.43
Net realized and unrealized gain (loss) on investments	5.19	3.25	(0.51)
Total from investment operations	5.69	3.93	(0.08)
Less distributions from:			
Net investment income	(0.53)	(0.40)	(0.58)
Total distributions	(0.53)	(0.40)	(0.58)
Net asset value, end of year/period	\$ 28.03	\$ 22.87	\$ 19.34
Market price, end of year/period	\$ 28.02	\$ 22.91	\$ 19.36
Total return ⁽³⁾	25.51%	20.39%	(0.53)% ⁽⁴⁾
Net assets, at end of year/period (000s)	\$ 152,220	\$ 112,540	\$ 91,854
Ratio of gross expenses to average net assets ⁽⁶⁾	0.71%	0.73%	0.78% ⁽⁶⁾
Ratio of net expenses to average net assets ⁽⁶⁾	0.71%	0.70%	0.64% ⁽⁶⁾
Ratio of net investment income to average net assets ⁽⁷⁾	2.03%	3.01%	2.26% ⁽⁶⁾
Portfolio Turnover Rate ⁽⁸⁾	36%	37%	33% ⁽⁴⁾

(1) The Main International ETF commenced operations on December 1, 2022.

(2) Per share amounts calculated using the average shares method, which more appropriately presents the per share data for the period.

(3) Total returns are historical in nature and assume changes in share price, reinvestment of all dividends and distributions, if any.

(4) Not annualized.

(5) Annualized.

(6) Does not include the expenses of other investment companies in which the Fund invests.

(7) Recognition of investment income by the Fund is affected by the timing and declaration of dividends by the underlying investment companies in which the Fund invests.

(8) Portfolio turnover rate excludes portfolio securities received or delivered as a result of processing capital share transactions in Creation Units.

PRIVACY NOTICE

NORTHERN LIGHTS FUND TRUST IV

Rev. April 2021

FACTS

WHAT DOES NORTHERN LIGHTS FUND TRUST IV DO WITH YOUR PERSONAL INFORMATION?

Why?

Financial companies choose how they share your personal information. Federal law gives consumers the right to limit some, but not all sharing. Federal law also requires us to tell you how we collect, share, and protect your personal information. Please read this notice carefully to understand what we do.

What?

The types of personal information we collect and share depends on the product or service that you have with us. This information can include:

- Social Security number and wire transfer instructions
- account transactions and transaction history
- investment experience and purchase history

When you are *no longer* our customer, we continue to share your information as described in this notice.

How?

All financial companies need to share customers' personal information to run their everyday business. In the section below, we list the reasons financial companies can share their customers' personal information; the reasons Northern Lights Fund Trust IV chooses to share; and whether you can limit this sharing.

Reasons we can share your personal information:	Does Northern Lights Fund Trust IV share information?	Can you limit this sharing?
For our everyday business purposes - such as to process your transactions, maintain your account(s), respond to court orders and legal investigations, or report to credit bureaus.	YES	NO
For our marketing purposes - to offer our products and services to you.	NO	We don't share
For joint marketing with other financial companies.	NO	We don't share
For our affiliates' everyday business purposes - information about your transactions and records.	NO	We don't share
For our affiliates' everyday business purposes - information about your credit worthiness.	NO	We don't share
For nonaffiliates to market to you	NO	We don't share

QUESTIONS?

Call 1-631-490-4300

PRIVACY NOTICE

NORTHERN LIGHTS FUND TRUST IV

Page 2

What we do:

How does Northern Lights Fund Trust IV protect my personal information?	<p>To protect your personal information from unauthorized access and use, we use security measures that comply with federal law. These measures include computer safeguards and secured files and buildings.</p> <p>Our service providers are held accountable for adhering to strict policies and procedures to prevent any misuse of your nonpublic personal information.</p>
How does Northern Lights Fund Trust IV collect my personal information?	<p>We collect your personal information, for example, when you</p> <ul style="list-style-type: none">• open an account or deposit money• direct us to buy securities or direct us to sell your securities• seek advice about your investments <p>We also collect your personal information from others, such as credit bureaus, affiliates, or other companies.</p>
Why can't I limit all sharing?	<p>Federal law gives you the right to limit only:</p> <ul style="list-style-type: none">• sharing for affiliates' everyday business purposes – information about your creditworthiness.• affiliates from using your information to market to you.• sharing for nonaffiliates to market to you. <p>State laws and individual companies may give you additional rights to limit sharing.</p>

Definitions

Affiliates	<p>Companies related by common ownership or control. They can be financial and nonfinancial companies.</p> <ul style="list-style-type: none">• <i>Northern Lights Fund Trust IV has no affiliates.</i>
Nonaffiliates	<p>Companies not related by common ownership or control. They can be financial and nonfinancial companies.</p> <ul style="list-style-type: none">• <i>Northern Lights Fund Trust IV does not share with nonaffiliates so they can market to you.</i>
Joint marketing	<p>A formal agreement between nonaffiliated financial companies that together market financial products or services to you.</p> <ul style="list-style-type: none">• <i>Northern Lights Fund Trust IV does not jointly market.</i>

**Main Sector Rotation ETF
Main Thematic Innovation ETF
Main International ETF**

Adviser	Main Management ETF Advisors, LLC 601 California Street, Suite 300 San Francisco, CA 94108	Distributor	Northern Lights Distributors, LLC 4221 North 203rd Street, Suite 100 Elkhorn, NE 68022-3474
Custodian and Transfer Agent	State Street Bank and Trust Company One Lincoln Street, Boston, MA 02111	Legal Counsel	Thompson Hine LLP 41 South High Street, Suite 1700 Columbus, OH 43215
Fund Accountant and Administrator	Ultimus Fund Solutions, LLC 225 Pictoria Drive, Suite 450 Cincinnati, OH 45246	Independent Registered Public Accounting Firm	Cohen & Company, Ltd. 1835 Market Street, Suite 310 Philadelphia, PA 19103

Additional information about the Funds is included in the Funds' Statement of Additional Information ("SAI") dated February 28, 2026. The SAI is incorporated into this prospectus by reference (i.e., legally made a part of this prospectus). The SAI provides more details about the Fund's policies and management. Additional information about the Funds' investments is available in the Funds' annual and semi-annual reports to shareholders and in Form N-CSR. In the Funds' annual report, you will find a discussion of the market conditions and investment strategies that significantly affected the Funds' performance during its last fiscal period. In Form N-CSR, you will find the Funds' annual and semi-annual financial statements.

To obtain a free copy of the SAI, the annual and semi-annual reports to shareholders, Form N-CSR or other information about the Funds, or to make shareholder inquiries about the Funds, please call 1-866-ETF-XPRT (1-866-383-9778). Information relating to the Funds can be found on the Adviser's website at www.mainmgtetfs.com. You may also write to:

**Main Sector Rotation ETF
Main Thematic Innovation ETF
Main International ETF**
c/o Ultimus Fund Solutions, LLC
225 Pictoria Drive, Suite 450
Cincinnati, OH 45246

Reports and other information about the Funds are available on the EDGAR Database on the SEC's Internet site at <http://www.sec.gov>. Copies of the information may be obtained, after paying a duplicating fee, by electronic request at the following E-mail address: publicinfo@sec.gov.